



# KZNQG *News*

No 136—August 2023

## From the Hot Seat

Dear Quilters of KZN

With just a month to go until Izotsha, it is really starting to get exciting. With beautiful classes to choose from, Claire's lecture, quilt displays to enjoy, all our meals taken care of — not to mention the fun and fellowship of just being together, it is well worth the trip down south! If you have not yet chosen your classes or booked your accommodation, **please do so as soon as possible.**

Two of the classes are sold out and there are others with just a few places available. Don't forget to enter your quilts and possibly win wonderful prizes. <https://tickets.tixsa.co.za/event/spring-has-sprung-skogheim-izotshazrshopu>

We are excited to have John Cole-Morgan as our guest speaker for the KZNQG meeting at Izotsha. He's coming all the way from England for the weekend so we are delighted. He is so much fun to have around.



Thank you, my dear friends, for your love and support.

Yours in stitches  
Sue



Wear your KZNQG membership badge  
for free entry to our  
**Open Day at Izotsha**  
on 2 September 2023.

### INSIDE THIS ISSUE

From the Hot Seat	1
Open Day Notice	3
Calendar Notices	4
Izotsha Classes	5-7
Call for Red and White Quilts	8
SAQG News.....	8-9
Catch up with Odette Tolksdorf	10-12
Bits and Bobbins	13
Guild News	14-18
KZN Guilds List	19

Quilt by Catherine Knox





# QUILT A MEMORY

CHOOSE A BERNINA OR BERNETTE MACHINE TO CREATE AN  
ENDURING QUILT, WITH ALL THE TIMELESS MEMORIES IT BRINGS.

PROMOTION VALID FROM 4 AUGUST TO 19 SEPTEMBER 2023



**BERNINA B 475 QE (Kaffe Edition)**  
Sewing Machine

\*Invest in a selected model **BERNINA Sewing Machine**  
& receive a **FREE Quilting Extension Table** valued at over R2 000.  
\*\* Promotional offers available on a wide range of machines.



**BERNINA B 770 QE**  
Sewing Machine

\*Invest in a selected model **BERNINA Sewing Machine**  
& receive a **FREE Quilting Extension Table** valued at over R2 000.  
\*\* Promotional offers available on a wide range of machines.

**BERNINA**  
made to create

**BERNINA DURBAN** 031 5649112/076 310 4441  
**BERNINA KLOOF** 0317640666/060 421 2206  
**BERNINA PMB** 033 3878644/060 478 6044

T's & C's Apply \*\* E&OE

bernette  
SWISS DESIGN

**BERNINA DURBAN 031 5649112/**



# Open Day



*2 September 2023*

*11:45 Meeting and speaker*

**Skogheim Christian Retreat**

**Izotsha**



**Wear your KZNQNG membership badge**

*Pre-book lunch (R120) on the Tixsa website.*

*Our guest speaker, all the way from the UK,*

*is John Cole-Morgan, famous Youtube Quilt Teacher.*

## Vendors expected at Izotsha

- ♦ Liefie Love
- ♦ The Quilting Studio
- ♦ Something Quilty
- ♦ MayGene
- ♦ Quiltastix HandiQuilter
- ♦ Urban Sewciety
- ♦ Country Quilting
- ♦ Husqvarna—Candice

## Amazing Quilt Displays:

- ♥ Quilt Competition quilts
- ♥ “iQuilt Sunsets” tiny quilts brought in from the UK
- ♥ “A Stich in Time” - SAQG Travelling Exhibition



Made by more than thirty people to commemorate those living with cancer. Headed by John Cole-Morgan in the name of Nicola Bretherton who sadly lost her battle with cancer far too soon.



KZNQNG members free entrance

**Visitors R60—this includes KZNQNG membership until 31 Jan 2024.**



# Calendar *Notices*

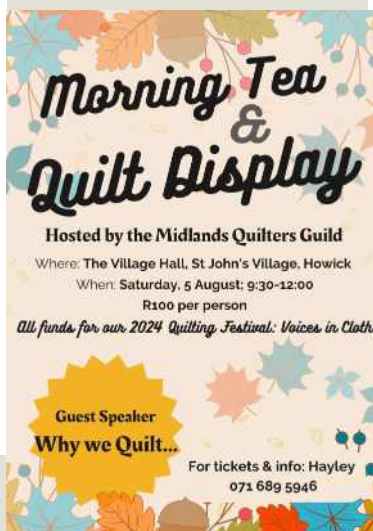
Next KZNQG Open Day	—28 Oct 2023
Midlands Guild Morning Tea and Quilt Display	—5 August 2023
Tollgate Quilt Display at St James Fete	—5 August 2023
Mapula Embroiderers' Exhibition ( <i>see page 13</i> )	— 6 August to 1 Oct 2023
Firbreworks Exhibition at Hillton Arts Festival	—11 to 13 August 2023
Spring has Sprung, Izotsha Quilt Retreat	—1 to 3 September 2023
A Stitch in Time—SAQG Travelling exhibition	—1 to 3 Sept 2023 @ Izotsha
Voices in Cloth Quilt Festival 2024	—4 to 9 July 2024



**EXHIBITION**  
11-13 August 2023  
Hilton College  
10 KZN textile artists

**FIBREWORKS KZN**  
visual art @ The Bell, Hilton College

You are invited to view  
a variety of work by 10 Fibreworks KZN members  
Sue Akerman, Helga Beaumont, Rosalie Dace,  
Sarojani Ganasen, Gillian Gerhardt, Jeanette Gilks,  
Catherine Knox, Barbara Murray,  
Jenny Retief, Sally Scott  
with special artworks by the late Roy Starke



*Morning Tea & Quilt Display*

Hosted by the Midlands Quilters Guild

Where: The Village Hall, St John's Village, Howick  
When: Saturday, 5 August: 9:30-12:00  
R100 per person

All funds for our 2024 Quilting Festival: *Voices in Cloth*

Guest Speaker  
Why we Quilt...

For tickets & info: Hayley  
071 689 5946

**ST  
JAMES  
FETE**  
**115 Venice  
Road,  
Morningside**

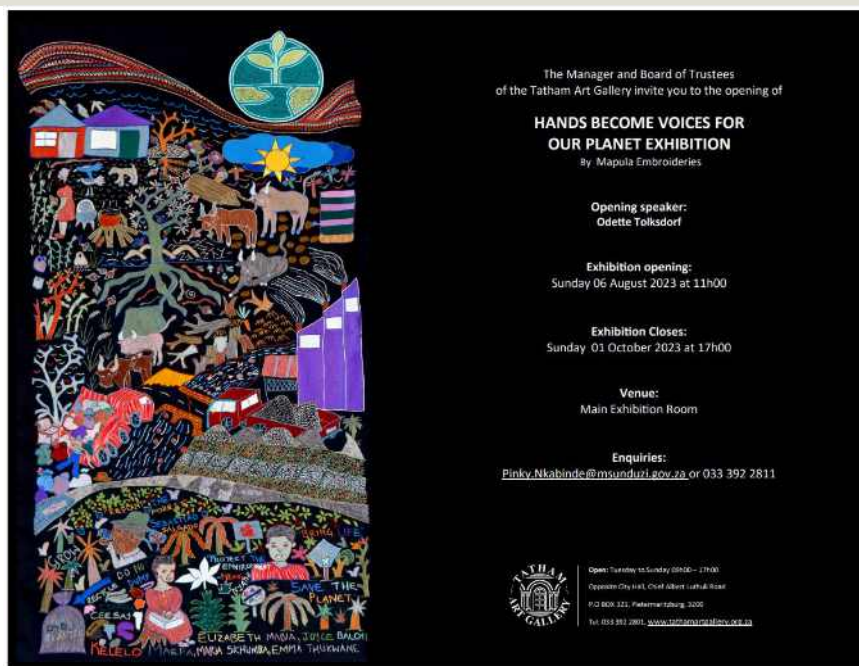


05 AUGUST 2023  
08h30 to 12h30

Come & explore...

White Elephant Plants  
Nearly New Books  
Bits 'n Bobs Food  
Jams & Pickles Cakes

\*\*\*SPECIAL\*\*\*  
\*QUILT DISPLAY & DEMO  
by TOLLGATE QUILTERS\*  
\*KARATE DEMO\*



The Manager and Board of Trustees  
of the Tatham Art Gallery invite you to the opening of

**HANDS BECOME VOICES FOR  
OUR PLANET EXHIBITION**  
By Mapula Embroideries

Opening speaker:  
Odette Tolksdorf

Exhibition opening:  
Sunday 06 August 2023 at 11h00

Exhibition closes:  
Sunday 01 October 2023 at 17h00

Venue:  
Main Exhibition Room

Enquiries:  
[Pinky.Nkabinde@msunduzi.gov.za](mailto:Pinky.Nkabinde@msunduzi.gov.za) or 033 392 7811

Open Tuesday to Sunday 09h00 – 17h00  
Opposite City Hall, Chief Albert Luthuli Road  
P.O. BOX 321, Pietermaritzburg, 2020  
Tel: 033 392 7811, [www.tathamartgallery.co.za](http://www.tathamartgallery.co.za)

KZNQG members are  
welcome to contact Lise  
([songbird@toothdoc.co.za](mailto:songbird@toothdoc.co.za))  
with newsworthy  
quilt-related contributions  
to the quarterly newsletter.

# Calendar *Notices*

## QUILT RETREAT

# Spring has sprung

**IZOTSHA KZN**  
**1-3 SEPTEMBER 2023**



### Teachers

Telene Jeffrey  
Marie Strydom  
Rosalie Dace  
Sue Cameron

MayGene Terblanche  
John Cole-Morgan  
Carolyn Trezona

<https://tickets.tixsa.co.za/event/spring-has-sprung-skogheim-izotshazrshopu>



# Izotsha *Classes*

## **“Kawandi” with Carolyn Trezona**



Kawandi quilts are patchwork quilts made by women of the Siddi ethnic group, descendants of early African migrants to South Asia, including slaves brought by Portuguese colonists in the 16th century. These women have retained and transformed certain African traditions in the making of these quilts.

In this class I will show you a different method of beginning a quilt, breaking away from what we know as traditional quilting. It is a fun class where students can use up that never ending stash of fabric scraps!



## **“Flower Power” with John Cole-Morgan**



This Class is to help get people to understand how to do Foundation Paper Piecing. John has taught this class to hundreds of different students from around the world and the method simplifies the process to help students build confidence to increase their new found skill set. Over the four sessions you will expand your knowledge and understanding of the technique to be able to create a full sized quilt – or maybe tackle a miniature of it all. All options are available.

The main goal of this project is to try to use up your scraps and fabric left over from other projects. The flowers you will make are crying out for fun bold prints to give the quilt even more life, however solids are equally effective. I have found that one background fabric usually works best, however if you would like a variety, that's also ok.



The class focuses on making this flower quilt using 6 inch blocks and can also be scaled down to 2 inch blocks if the students wish to try this new technique to learn an even more advanced FPP skill. This is optional and not a requirement.

## **“Walk with me” with Rosalie Dace**



Come for a leisurely fabric-and-thread walk with me and let them show the way remembering that artist Paul Klee said, “A line is a dot that went for a walk”

Relax and let your mind wander as you piece, applique and stitch your own private journey. Discover the possibilities of needle, thread and simple stitching. Using your steps as the basis for a symbolic footprint pattern, make a bird's-eye view that traces your path through your room, home, garden, yard, or neighbourhood.

Stitch by hand and/or machine onto a plain or pieced background. To make a small piece about 30 cm x 30 cm.

The length, direction and colour of your stitches will echo how you stride, stomp, walk, wander or meander through your day. The resulting little quilt top, full of line, colour and thread, will sing with the personal symbolism of your hand, feet and voice over time, adding a further individual dimension to your work.

Our emphasis will be on quality of LINE, and how combining its variety, direction, weight and texture with shape can enhance your design and composition.





# Izotsha *Classes*

## **“Strip Club Wreath” with Sue Cameron**



Use a jelly roll or cut your own strips to make this beautiful bed quilt for someone you love. There will be no dancing in this Strip Club, but you will still have a great time learning how to piece this quilt accurately in a classroom full of happy quilters! Come and join in the fun. Please do all your cutting before coming to the class so that we can take advantage of our stitching and teaching time.



## **“A-Mazing!” with MayGene Terblanche**



Clever cutting, piecing and use of fabrics creates a fun 3-D effect quilt with A-Maze running through it. Take a stroll through a floral garden, follow a stream through a fantasy forest like MayGene did or see where your imagination takes you and join MayGene on a weekend adventure.



## **“Let’s do Birds” with Mari Strydom**



Have you ever wanted to do a realistic bird?

During this workshop you will learn how to create a quilt from your picture - using fabric and negative images. This is my own special way of reverse appliqué. You will create a background by means of textile art with methods like burning fabric. The realistic bird picture will then be enhanced by very easy thread painting (free motion stitching). This is a technique class where the normally difficult, realistic appliqué technique is being taught in an easy way.



## **“Rulerwork Essentials” with Telene Jeffrey**



Quilting with rulers has been groundbreaking for free motion quilters to obtain super straight lines and smooth curves. Rulers assist with wonderful design opportunities. Beginners will learn the basics of rulerwork; correct handling, stitch-in-the-ditch and basic design options. Advanced quilters will dive into more challenging rulers and designs in order to either form a foundation for additional free motion quilting or as stand-alone designs. Quilters will work on paper and then stitch on this vibrant custom print top of 26 inches square. A lovely wall hanging, table topper or cushion cover can be made.



Notes will be provided. This class suits beginner to advanced quilters.

### **PLEASE NOTE:**

The compulsory kit contains the custom printed panel as well as batting and backing fabric required for this class.





22<sup>ND</sup> SOUTH AFRICAN INTERNATIONAL  
**QUILT FESTIVAL**  
VENUE: EPWORTH SCHOOL PIETERMARITZBURG  
4-9 JULY 2024

*Voices in Cloth*  
[www.saqultfest2024.co.za](http://www.saqultfest2024.co.za)

## *Red and White Quilt Challenge*

RED AND WHITE BED QUILTS REQUIRED FOR FESTIVAL

- The quilt may be any **bed** size.
- The quilt must have **only** red and white fabrics.
- Any technique or combination of techniques can be used.
- Any materials can be used but must consist of three layers.
- The entry must be able to be hung on a wall for display.
- The quilt may be your own design, or a design derived from using elements from the public domain.
- The quilt can be a copy of another quilt/artwork or made from a commercial quilt pattern.



Quilt made by a member of the Midlands Guild at the Tides that Bind workshop by Dewald Compion.



Ruth Archer's quilt in progress.



Quilt made by Debbie Becker from a Robert Kaufman Fabrics pattern made exclusively for the Fat Quarter Shop (Youtube channel).



## Categories and Rules for 2024 SAIQF Voices in Cloth

These are the links to detailed information for entering your quilts in the Voices in Cloth International Quilt Festival:

<https://saquiltfest2024.co.za/south-african-international-quilt-festival-competition-categories>

<https://saquiltfest2024.co.za/south-african-international-quilt-festival-competition-rules>

**Make your own tuffet with Marinda**



**Thurs 7 September 2023**

Kit including feet and class fees R 1900.  
9am - 5pm  
Kirtlington Park Hillcrest  
RSVP: Leanne 0836547096



**country quilting**  
a creative mind is a happy mind

Shop our extensive collection online at **www.countryquilting.co.za**  
or contact Marinda on 082 577 8792



We invite you to join our quilting and sewing family either through our brick and mortar store in Paarl or through our online store.

### The Fabric Contessa

We are a family run shop that specializes in selecting only the best fabrics and quilting supplies.

We are truly committed providing you with a positive shopping experience.

We know that our success is based upon your happiness and complete satisfaction.

#### *We sell a wide selection of:*

- \* 100% Cotton Fabrics
- \* Notions
- \* Aurifil cotton thread
- \* Apliquick
- \* ByAnnie Patterns & Supplies
- \* Wool Felt
- \* Felt Balls
- \* Books
- \* Patterns

Alta: 076 450 3712

Mari: 076 991 5553



*She believed she could,  
sew she did!*

Trading hours: Tuesday - Friday 09:00-15:00. Saturday: By Appointment

Sandwyk Farm, Sandwyk Street, Suider-Paarl, 7624



# Catching up with: *Odette Tolksdorf*



Odette Tolksdorf is a textile artist, master quilter, respected national and international quilt judge, quilt judging supervisor, quilt teacher, and beloved lifetime member of KZNQG. She has dedicated her life to textile art and the promotion of South African quilting nationally and internationally and was awarded the prestigious SAQG Pro-Dedicate Award in 2008.

Because I know the special place Odette has in the hearts of KZNQG quilters, I asked her some “catch up” questions, to find out how she is doing and share her thoughts on quilting and textile arts in South Africa and around the world.

You moved from KZN to the Western Cape last year. Where do you live now?

My husband and I now live in a gated estate in Somerset West, in Cape Town.

What do you miss most about living in KZN?

I definitely miss my friends the most – my Fiberworks group and also my friends, acquaintances and colleagues at the Village-Grassroots Quilters Guild and KZNQG. I also miss my Book Club and gym group friends and the wonderful couple who were our next door neighbours for so many years.

I lived in Westville for 39 years and in the same house for 38 years and I miss the space in that house and knowing where everything is! At the moment my husband and I are still unpacking boxes and in the difficult process of downsizing.

I certainly miss the mild Durban “winters”!! It’s been a cold winter here in the Cape.

What do you enjoy most about living where you are?

I enjoy living closer to my family and being able to see them more often. Also there are so many lovely places to visit around here like nature reserves, wine farms, beaches, markets and well-preserved museums. We live 20 minutes from Vergelegen and other wine farms and we go walking in their beautiful gardens.

There are plenty of art galleries in Cape Town which is one of my favourite things to do! And there are also art galleries on wine farms!

I really enjoy seeing that the roads and public spaces and buildings are generally well kept in all the areas that we’ve travelled to in Cape Town.

Have you been able to join any quilting groups in your new area?

Yes, I have joined the FACT (Fibre Art Cape Town) group as I know a number of people in that group and I’ve also joined the regional guild, Good Hope Quilters Guild.



Strange Fruit



# Catching up with: *Odette Tolksdorf*

You shared some beautiful photo's on Facebook about a journey through India earlier this year. What were the highlights of this journey for you?

My visit to India was so wonderful in every way... I loved every day and it was an exciting adventure. The highlights were going into fabric shops and seeing the incredible Indian cotton and silk fabrics, also visiting rural areas where the fabrics are hand printed and dyed – and then to also see indigo dyeing which is an incredible process.

I was unexpectedly amazed at the architecture in India, especially the beautiful old and ancient buildings that have a lot of detail. It was also unexpected to see the amount of marble that is used in Indian architecture – and it's really gorgeous! I was impressed by the people in India who I found to be so friendly and helpful and I enjoyed the food in India. I'm very happy to just walk along the streets and take in what I see around me. I do find it frustrating when I can't read the road signs and other writing!

Having travelled all over the world, what is it that you look out for in a new/unfamiliar country? What do you enjoy most about travelling? Which is your favourite place to travel to?

When I travel to a new country I always like to interact with the local people whenever I can and learn about their culture. I like to learn a few words in the local language: eg. hello, goodbye and thank you.

I go to local markets for genuine cultural experiences, as I can learn about the people in the community and their daily lives, including their food, drink, clothing and other cultural matters, and enjoy the atmosphere.

I hardly ever buy mass-produced souvenirs, because I prefer to buy hand-made crafts made by local people.

I always have Google Maps with me on my phone and it's fantastic!! I might also take a printed map, because I don't have a good sense of direction. It has never been a problem though, as I've always found my way to where I want to be: Not all who wander are lost...

Which is your favourite place to travel to?

I can truly say that I've loved all the places I've travelled to, and I really loved Morocco, Mexico, India and Italy. The one place that is top of my to-go-to list is Spain, and also Croatia where my mother's family come from.

What have you learned about quilting, travelling to these different countries and witnessing the textile art and craft happening there?

I didn't see a lot of quilting in India on this trip... but those that I did see were wonderful, and more of the kantha type of quilt. The colours were amazing as can be expected in India, and the piecing was generally simple but effective. There are quite a lot of smaller items with applique, like bags of various sizes and cushion covers and cloths. India is a textile wonderland! I would love to attend the India International Quilt Festival one day because they have a large selection of beautiful quilts.

I like to get the "feel" of a country and experience it in different ways. I don't necessarily always seek out quilts when I travel, although of course I'm always happy to see quilts and to meet quilters! I do always seek out textiles and quality art and crafts of a country.

**Shwe-shwe and shield**






# Catching up with: *Odette Tolksdorf*

As a pioneer art quilter in South Africa, having witnessed the growth of quilting here and all over the world, was there anything that surprised you? (positively or negatively)

The quilting world has certainly grown hugely since I started in the mid 1980's. The number of quilters has increased and there is a much broader range of "acceptable" techniques in quilting circles. Almost anything is acceptable if it is well done. In the mid 1980's, machine quilting was looked down upon, and was seen as inferior to hand quilting. Of course now we see the most incredible, intricate machine quilting, which has become more popular than hand quilting. And we also see a swing back to hand quilting and stitching and an international interest in kantha-type, big-stitch quilting.

I love how all the variations of improvisational quilts have become popular around the world. These techniques were originally inspired by the Gee's Bend quilts in the USA.



One Wave

Looking at how young people today seem to relate more to the virtual world than participating in groups like guilds, do you think there are ways of drawing them to investigate belonging to guilds, or other quilting groups?

I'm not sure how to draw young people in to attend quilt guilds – maybe it's because they are parents with young children to look after and only start attending quilt guilds after their children are older? I do think everyone likes to attend an actual exhibition and maybe this is a way to draw in younger quilters. Surely seeing real quilts up close is appealing to all?

From the way you organized textile tours for foreign travelers in South Africa, and the quilt colours you use, reflecting the earthy tones of Africa, you seem to love the uniqueness of Africa, in contrast to America, Europe or the East.

I do love earthy and warm colours and I have made many quilts with African themes and influenced by Africa. However, after working with colour my whole adult life, I can truly say that I love all colours! I've had times when I use particular groups of colours, but then I eventually move on to other series of colours.

Do you think there is a need for greater cross-cultural participation in the art of quilting in our country? And if so, how can this be achieved?

When I go to quilt meetings I almost always think to myself: "This does not represent the whole South African population". I'm not sure how this can be changed – maybe each quilter needs to personally make the effort to bring a friend, acquaintance or neighbour to a quilt meeting or an exhibition, so we do have greater cross-cultural participation.

I also think it's very important to have successful black quilters such as Bisa Butler and others, as role models. We need to invite them as teachers and speakers to our South African national quilt conferences.

Looking, before & after



# Bits and *Bobbins*

## **Hands become Voices for Our Planet Exhibition**

by Mapula Embroiderers

*Opening 6 August 2023*

### ***Opening speaker Odette Tolksdorf.***

*Hands become Voices for our Planet* is a large artwork consisting of eleven vertical panels and it measures approximately 10 metres across and 2 metres in height. The themes depict various issues about global warming. The four elements of water, earth, air and fire organise the thinking and images in the work.

The Mapula website has a lot of interesting information about the Mapula Embroidery group : <https://www.mapulaembroideries.org/about>

There are good articles with images on the internet about this exhibition:

<https://debeernecessities.com/2022/08/16/how-the-hands-of-the-mapula-women-of-the-winterveld-become-voices-for-our-planet/>

<https://www.dailymaverick.co.za/article/2022-11-10-rural-winterveld-women-sew-to-reap-rewards-of-empowerment/#:~:text=Currently%20exhibiting%20at%20the%20Javett%20art%20centre%20in,that%20environmental%20degradation%20is%20having%20on%20poor%20communities>

All are welcome to attend the opening of the exhibition. We'd love to see you there and there will be car guards.

***Exhibition runs from Sunday 6 August to Sunday 1 October 2023.***

CONTACT: Tatham Art Gallery (Phone: 033 392 2811) [Pinky.Nkabinde@msunduzi.gov.za](mailto:Pinky.Nkabinde@msunduzi.gov.za) for queries.





# Guild *News*

## Midlands Quilting Guild

Our happy Guild has had a vibrant year and our numbers have swelled over the past year and a half. The incredible leadership shown by our past Chairlady, Sarah Tilbury, during the years of Covid and no in-person meetings, succeeded in uniting us and of course our craft, quilting, kept us happy.



We have had a succession of inspiring guest speakers and we've had a very productive year. Dewald Compion was our guest speaker in March and many of our members were busy with his Mystery Quilt, The Spice Route, so it was wonderful to meet the creator of this lovely pattern. We also used his FPP King Protea block as the inspiration for our annual Charity Quilt, which is being raffled & the funds received will go once again to The Howick Community Medical Charitable Trust.

Dewald spent a long weekend with us and after our Guild meeting, led a workshop teaching his Tides that Bind quilt pattern. 18 of us gathered for a day and a half of fun and learning. So we have indeed been prolific, all thanks to Dewald and his generous sharing!



*Hanlie Burger*

Hanlie Burger shared her quilting journey and beautiful Amafu fabrics with us in April. She too has massively impacted quilting in South Africa in her gentle way. All of us have a huge stash of her beautiful fabrics which are wonderful to work with. Hanlie is loving her long arm quilting too and has quilted many beautiful designs for various members, adding to the impact of their quilts.

May saw us very busy with The Royal Show display – this was the last time that the show was held at its' traditional grounds in Pietemarienburg. Marline Turner led a busy group of hardworking members, (and a couple of husbands), in hanging the quilts. These beauties were also judged and rosettes awarded in various categories. Sincere thanks must go to Marline for her unwavering and tireless contribution to quilting, as small as she is she drives us to achieve great things and to keep quilting alive and flourishing. We are very proud that she is a member of MQG! Our King Protea Quilt was on display and raffled at the show and was extremely well supported, we hope to raise R25 000.00 from this beautiful quilt.

*King Protea Raffle Quilt. Block design by Dewald Compion.*



*Catherine Knox*

Cathy Knox, who is now living in Underberg, enthralled us with her thoughtfully created work in June. She spoke from the heart about her passion for art, textiles, her process, her inspiration and the stories she tells using quilting as her medium. She explains that she will only create items of beauty, as there is already too much ugliness and hurt in the world. She'd rather inspire joy, peace and happiness through her works.

We are hosting a Morning Tea and Quilt Display in Howick in August – funds raised are in aid of our 2024 Quilt Festival. We hope to have happy morning exploring all things quilty. (See page 4 of this newsletter)

Hayley Farrow-Woolridge (chair)

## Hayfiels Quilters

Hayfiels Guild meets once a month on the last Tuesday at 2pm. Our current venue is the West Bowling Club. We have been actively involved in producing many Love Quilts for the Festival in 2024.

As we are a teaching guild there is a demo each month and members are encouraged to make a quilt or any item incorporating the blocks shown.

Our current challenge is to make a miniature quilt. Members are keen to "show and tell" their quilts.

Sue Rencken (chair)

*Lally Moodley*



*Sue Rencken*



*Sumaiya Tayob*



*Quilt made by Bev Gunter—demo during the year.*





# Guild *News*

## Meander Quilters

We have had a bumpy year in our guild. At the start we had to find a new venue for our meetings with a significantly reduced number of members.

We are settled at last and have had some fun filled meetings at the Classic Café.

Janet Waring

*Beautiful quilts made by members of Meader Quilters.*



## Underberg Country Quilters

Another busy quarter has whizzed by with regular meetings and stepped up member activities here in Underberg. (This has been the story ever since our first meeting in 2005!)



*Taryn Turner*

In early June, Doortjie Gersbach spent four days with us, presenting quilting and crochet workshops. She brought along 24 crochet blankets and 22 quilts which knocked the socks off everyone at the ice-breaker party at the start of the mini retreat. The Creative Pathways venue at Malachite Manor was a buzz of colourful activity, with the fire burning in the grate and piles of bring-and-share food near the steaming urn. A couple of complete beginners got off to a flying start with Doortjie's help: there's nothing as exciting as starting your first quilt.

Later that month members were out and about at a Midlands Quilt Guild meeting and then at Quilt in Clarens. Taryn Turner impressed fellow Clarens students in her lovely pink patchwork coat.



*Doortje Gersbach with the ladies of the guild.*

Demos this quarter have included curved piecing for landscape quilts and faux cathedral window presented by our chair, Rosemarie Kriel. This was a hands-on challenge which saw a lot of us busy with templates, pins and hand-sewing needles, never mind load-shedding.

Birthday gifts: This year each of us has received the gift of two shwe-shwe potholders which have proved immensely popular. For 2024 we have settled on needle-books – we are each going to make one to put in the pot. There will be a random draw from the pot for each birthday. Work is already underway as there are quite a few birthdays in January.

Christmas tree skirts: This is our guided challenge for this year and we have already seen some amazing results at show-and-tell time.

We meet at the Mountainairs clubhouse in Underberg at 9:30 every fourth Tuesday of the month. There's always tea and plenty to eat (thanks to members who cater in rotation.) Visitors are welcome to join us.



*Gathered around a Christmas tree skirt.*



Catherine Knox

*Tina Bell's New York Beauty started in a class with Doortje.*



# Guild *News*

## Queensburgh Quilters

When I went to my first Queensburgh Quilters meeting in 2000, there were members who had been part of the Guild since 1989 and I could feel the strength of the friendship between the people at that meeting. Since that first meeting, a few of the original members have emigrated to other parts of the world and some have moved to different parts of South Africa. Sadly, some we have lost...

As a small, tight-knit group of friends, we have been able to spend many happy times together. For example, over the years, in January we used to take our sewing machines and spend a weekend at Zinkwazi at Val Madsen's family beach house where we would sew up a storm, breaking only for delicious meals which we took turns in making and our AGM!

Our annual Christmas meetings have also been wonderful with everyone seated around someone's dining room table sharing a special meal together and usually with a funny story or poem to be read out! Alida Buter had a real way with words!



Most years we have all managed to get to Izotsha together where room sharing and laughter prevails! Once again we are all looking forward to being there together in September where we all have quilts entered in the competition! The two members who were already part of the Guild when I joined were Magda Lombard, who joined in 1991 and Annette Lee who joined in 1996. Lynn Gait (Alida's daughter) joined in 2007 and Leanne Stewart and Beth Barkus have joined more recently. So, although our numbers are small, we are a mighty little team who gets things done!

Lorette Kerr (chair)



## Pleasuretime Quilters Guild

What, half way through the year already?

Some of us began our Christmas shopping at our EXHIBITION which was held on Saturday 15th July, at our fantastic sales table. To those of you who didn't make it, we're sorry you missed a brilliant show of over 100 quilts! To those who did attend, thank you for your support, it is very much appreciated. Old friendships were renewed and new ones forged.

Two of our groups are working very hard on articles for THE festival, as are individuals. We're so looking forward to all the excitement next year.

Enjoy looking at a few photos that were taken at our exhibition. Till next newsletter.... Happy stitching...and see you at Izotsha!

Sally Harley

*Our viewer's choice by Joey van Wyk*



Painted Ladies (those marvellous houses in the San Francisco) by Jenny Evans



*A view of the church nave with our beautiful quilt display.*

*"Housie" quilt by Shirley Benade and the Hillfillies*



*Shwe-shwe ladies by Mabel Rae*





# Guild *News*

## Village Grassroots

Here is a short history of our Guild. Grassroots Quilters Guild started in 1984 with 12 members. It was the first Quilters Guild in Durban. In 1989, they organised a wonderful collection of quilts in the Kloof Town Hall. Well, that got a lot of us going. Amongst others, Village Quilters and Kloof Country Quilters were established immediately.

As a Guild in 1990, Grassroots organised the South African National Quilt Festival in Durban. The exhibition was held in the Durban City Hall and was a great success. With the profit, Grassroots organised Quilt Indaba which was held in the Drakensberg for several years.

In the meantime, Village Quilters were forging ahead which resulted in having a waiting list of up to 10 people. Right from the start, we made group quilts for which we won many prizes. Classes for the quilters with one international teacher and many South African teachers were organised using the prize money.

Then Age and Covid caught up with us, with the result that Grassroots asked if they could amalgamate with Village Quilters. This we did and now we have a very happy and vibrant Quilters Guild. Members come from as far afield as the Bluff, Amanzimtoti and Pietermaritzburg.



Mary Foulis



Lawrence Moorcroft



We have had a busy, exciting quilting time this quarter. So many challenges to keep us busy—making A3 quilts which will be auctioned later in the year for festival funds, and love quilts for the festival.

We always have lots of show-and-tell done by our creative members. Hanlie Burger of Amafu brought beautiful quilts which she made, and ones she quilted for other quilters.

Mandy Kirk gave a demo on the small, colourful cross-body bags she makes to gift to her friends. Mary Foulis shared her interesting life with us. We heard about her time growing up in Kenya. She comes from a family of seamstresses, tailors and milliners so

threads are in her blood. She is a member of the Arty Farty group who won the prize at festival for the amazing Migration quilt they made.

Then we had an interesting lecture by Lawrence Moorcroft who expounded on his artistic journey. He started off as a cartoonist and actually worked on Yellowbrick Road. This was long before the digital revolution and a moving sequence required many drawings to create movement. So when his wife, Alison, got involved with the Migration Quilt he worked out how to do it. He explained the process and experiments to get the scene exactly right. The individual wildebeest has shading made up of different fabrics which were super intricate. It was fascinating!

Avril Wilson



Hanlie Burger



Marleen Coetsee 082 444 3650



Embrace your creativity with our all inclusive *"sew-it-yourself"* kits. Packages include **all** the **material** needed to complete the page, **written instructions** as well as passwords to "Howto"- **pictures and videos** on the [www.creations4kids.co.za](http://www.creations4kids.co.za) website.

ONE CAN SPEAK  
POETRY JUST BY  
ARRANGING  
COLORS WELL.

Vincent van Gogh



# Guild *News*

## Sheffield Nite Owls

I know I'm getting older but the months and years are definitely going faster and half of everything I plan to do today always seems to roll over to tomorrow.

Our raffle quilt is almost finished - planned to get the binding on yesterday and then with 15 minutes to go before load shedding, I discovered I was 2 inches short!! So hopefully today -----

In June we had a go at making 3D poppies and although some people found it harder than they thought, we managed to produce a few very pretty ones for use on a future project.



May-Gene teaching the Feathered Star

At our July meeting we were delighted to welcome May-Gene and 12 brave souls had a go at the "feathered star". As May-Gene had already done several of these workshops she had learnt by experience where the pitfalls were, so we went very slowly - checked our quarter inch seams and checked again! Most of us managed to complete the 2 basic blocks by the end of the morning. As Sylvia so aptly put it "and we do this for fun!" But there was great satisfaction at the end of the day that, although a few "points" were lost, most of them were pretty good and our quarter inch seams were accurate too. Some feathered stars have been completed in the meantime and look stunning.



Rosa Fourie

Fabric selection is an important feature of this project and the contrasts needed raised quite a few discussion points. Of course at the end of the meeting we had the opportunity to feast our eyes on the gorgeous fabrics May-Gene brought along with her and blow our budgets buying even more to replenish our stashes!!

Several of our members have booked for Izotsha in September and so far we are all doing different courses. We are all really looking forward to the weekend away.

And so from a freezing North Coast, Regards and happy quilting!

Sue Freckleton (chair)



Sylvia Edwards



Sioban Hood



Tanya van Wyk



Is your fabric badly behaved or just misunderstood?

**Fabrics Unravelled can help, we offer:**

- ◆ Books and learning materials with physical samples
- ◆ Textile Training Workshops
- ◆ Online modules (off the shelf & bespoke)
- ◆ Practical interactive learning with industry experts

Contact: HEIDI COX  
0827064283

[fabrics@fabricsunravelled.co.za](mailto:fabrics@fabricsunravelled.co.za)  
[www.fabricsunravelled.co.za](http://www.fabricsunravelled.co.za)

Affordable rates and Practical Advice

A colorful advertisement for 'Quirky Quilter' featuring a background of various quilt patterns. The text reads: 'Quirky quilter', 'Let me quilt your quilts for you..', 'TWIG : 083 449 1800', and 'helenehartwig@gmail.com'.

# Guilds *List*

---

## **Underberg Country Quilters**

Rosemarie Kriel 0834402935  
rosemarie.kriel@gmail.com

## **Meander Quilters (Howick)**

Christine Wassung 0828752384  
christinew2306@gmail.com

## **Midlands Quilters (Hilton)**

Hayley Farrow-Woolridge 0716895946  
wildacres500@gmail.com

## **Hayfields Quilters (PMB)**

Susan Rencken 0741266099  
quiltingstudio1@gmail.com

## **Sew Wot (Hillcrest/Waterfall/ Forest Hills)**

Rose Scheepers 0829007635  
Rosemary.scheepers@gmail.com

## **Kloof Country Quilters**

Karen Krause 0825674818  
krausefam@polka.co.za

## **Village Grassroots Quilters (Kloof)**

Colleen Roberts 0833114647  
colleen130272@gmail.com

## **Tollgate Quilters (Berea/ Morningside)**

Beth Barkus 0828200689  
beth@barkus-agencies.co.za

## **Queensburgh Quilters**

Lorette Kerr 0835203926  
lolkerr@gmail.com

## **Cottage Patch (Amanzimtoti)**

Adri Pienaar 0845809996  
pienaar.adri@gmail.com

## **Pleasuretime (Scottburgh)**

Lynette Sainsbury 0835203926  
lynette.sainsbury@gmail.com

## **Hibiscus Quilters (Margate)**

Lynne Roborg-Coke 0792488854  
adcoadmin@myconnection.co.za

## **Quilting @home (Ixopo)**

Shirley Cole 0722756180  
dcole@futurenet.co.za

## **Quilters by the Sea (Dbn North)**

Debbie Becker 0837785247  
bernina@berninadbn.co.za

## **Sheffield Night Owls (Ballito)**

Sue Freckleton 0845156769  
suefreckleton@gmail.com

**Please feel free to contact guild chairladies  
for more info on when and where they  
meet.**

**New members are always welcome!**