



KZN Quilters Guild

Newsletter No 132—August 2022



ILLUMINATE YOUR CREATIVE SPIRIT

with the **LIMITED B 790 PLUS CRYSTAL EDITION**

ADORNED WITH SWAROVSKI® CRYSTALS



CRYSTALLISE YOUR INSPIRATION.

Get inspired by the sparkle of crystals! The B 790 PLUS Crystal Edition will charm you with real Swarovski® crystals and the new high-performance Embroidery Module incorporating BERNINA Smart Drive Technology (SDT).

Enjoy an elevated embroidery experience with enhanced stitch quality, smoother and quieter movement and up to 55% higher embroidery speed.

Bundled with a Crystal Edition Inspiration Kit containing two additional presser feet, a USB stick with exclusive Crystal Edition embroidery designs and real Swarovski crystals.

This **limited edition** machine offers everything you need to tap into your creativity.

Visit us online at www.berninadbn.co.za or stop by our store

BERNINA Durban on Broadway, Durban North to experience the magic.

Call 031 5649112/ 0763104441 (whatsapp number)

FROM THE HOT SEAT

Dear Quilters of KZN

Well, the excitement of the Rainbow of Quilts Retreat is now behind us. We were blessed with some beautiful quilts, a fabulous time with excellent teachers and quilty friends, loads of laughter and excellent food which tasted even better because we didn't have to cook it!

The Royal Show was just beautiful. Marline and her team from the Midlands, Hayfields and Meander Guilds did us all proud. It was a feast for the eyes and the Craft Hall won a trophy and a shield. Well done ladies!


I have just got back from teaching at the Clarens Quilt Festival. It was another wonderful (though freezing cold) quilt-filled experience.

In October, it will be time for the quilt festival in Stellenbosch. I hope that you are all busy working on your festival quilts. Go to the festival website <https://www.goodhopequiltersguild.org.za/festival2022/> to book your classes and accommodation and to see what else is available to do at Festival. There is going to be a wine and quilt pairing as well as displays of South Africa's own antique quilts at museums in the area. Book now to avoid disappointment.

I look forward to seeing you all at our Open Day on 27th August.

Yours in Stitches

Sue



Quilt on the Cover

"An Immensity to Dream in" by Helga Beaumont

This work was inspired by my garden. I used sun dyes and some leaves to create the background. The ferns lent themselves to be embroidered, accentuating the positive and negative shapes.

The big acanthus leaves left big open spaces so different greens were used to create the shapes, and netting to create shadows. Silk screening the agapanthus worked well and then my favourite flowers like the red hot pokers were added. When in America I bought some lovely water fabric dyed by Lowry (wish I could remember the artist's name) and I used it to create a water feature with a frog and dragon fly.

It was exhibited at the (GFI) Gutsche Family Investment gallery in Port Elizabeth.

In this Edition:

From the Hot Seat	Page 3
Showcasing...Helga Beaumont	Page 5
KZNQG Committee	Page 9
KZNQG Open Day	Page 11
Festival 2024 Update	Page 16
Quilt Academy	Page 18
Stupendous Stitching	Page 19
Festival 2022 Update	Page 20
Get Connected	Page 22
Guild News	Page 24
List of Guilds	Page 36

QUIRKY quilter

Let me quilt your quilts
for you...



TWIG 083 449 1800
twigg@telkomsa.net



Fabrics Unravelled©

A division of PAW Tech CC

Is your fabric badly behaved or just misunderstood?

Fabrics Unravelled can help, we offer:

- ♦ Books and learning materials with physical samples
- ♦ Textile Training Workshops
- ♦ Online modules (off the shelf & bespoke)
- ♦ Practical interactive learning with industry experts

Contact: HEIDI COX
0827064283

fabrics@fabricsunravelled.co.za
www.fabricsunravelled.co.za

Affordable rates and Practical Advice

showcasing Helga Beaumont

Fibre and Inspiration—Helga's story

Creating is my passion and I have been lucky enough to be able to spend almost 35 years pursuing this love. The overview below is some of the highlights of my creative world. I have learnt that it has not always been easy, but in the end perseverance wins.

In 1989, having recently moved to Kloof, a group of us made a quilt on the Bushmen for "Stars for Africa" quilt show. It was a challenge to say the least as only about 4 of the 8 of us had any sewing knowledge! As the deadline approached, we worked in 3 shifts daily – in the morning, in the afternoon and then the evening as everyone had small children and were busy. We called ourselves the Muddlers. Each shift unpicked the previous shift's work, and my husband Rod has always maintained it was a miracle that we are still friends.

The end result was a beautiful piece called "Inkanyezi eAfrika" and it won first prize at the Stars of Africa show. We were so proud of it. I learnt a lot from working in a group. —>



At about the same time I was one of the founding members of the Kloof Country Quilters quilting group under the leadership of Vivienne Anderson. I was the secretary and I remember how my three year old used to stick the stamps for me to post out the monthly newsletters.

The Muddlers were asked by Lib Stewart (a well known artist) to make a Sea Life Quilt for the Treasure Beach Environment Education Centre at the Bluff. Sue Funston was a member of Village Quilters and she persuaded us all to move to Village Quilters.

At the time I was working for my husband who had started his own engineering company in 1988, and it was difficult to find the time to fit in the family, business and my quilting.

I had about a five year break from quilting when I was upset about a critique given on a quilt on "Namibia" (at right) exhibited at the Village Quilters show in 1993. I turned to embroidery for a while but exciting things were happening in the quilting world. Margie Garrat started Innovative Threads, and a group of very talented quilters like Rosalie Dace, Odette Tolksdorf, Annette McMaster and Jeanette Gilks amongst others had started a group called Fibreworks.



In the foyer of a building in Durban was this beautiful copper wall hanging. I always promised myself that one day I would get back to being creative again, and in 1999 I made a quilt called 'Networking' (left). Much to my delight it was accepted for Innovative Threads in 2000. Ten years later Innovative Threads invited all artists to make a second work to speak to the first and 'Networking Recreated' (right) was born.



Continued overleaf

showcasing Helga Beaumont

Village Quilters are known for making beautiful group quilts. It is always such a learning curve working with a group of talented women to create something new. Group work is a really good way to get to know the other members in your quilting group and to learn new techniques and old tricks. It also teaches you not to have an ego as your work has to fit the ethos of the planned quilt.



<— In 1999 Sue Hobbs and I planned and worked with Village Quilters on a quilt about the Nile river. It was a commission from the Nile River Basin Authority and they wanted to show the importance of water protection as it's a life giver to the 10 countries that live off it. Each country was to be represented equally. We sold this quilt and today it hangs in their building in Uganda. It won a Viewer's Choice I seem to remember.

In 2001 I made a quilt called "Sangoma: Living Force". This work was published in 2010 in a book '1000 Artisan Textiles' by Sandra Salomny and Gina M Brown.

—>



During 2002 I entered 2 quilts in the National Quilt Festival in Cape Town called "Twilight" and "Drakensberg Dreams" (left). The latter appeared on the cover of the brochure and really inspired me to go on. It is going to appear in a book on South African Quilts and Related Textiles which will be published by Indiana University Press later this year. Marsha MacDowell is the curator.

I spent many a Thursday traveling to Pietermaritzburg for art classes at MACS - the Midlands Arts and Craft Society. Jutta Faulds and Sue Physick taught many varied classes - dyeing with fabric, paper machè, mosaics, felting - you name it, we did it. It was a creative and fun time and in the following years I made some 3D works like 'Nkandla Chicken' (right) and 'Felted Treasure' (left)



showcasing Helga Beaumont

I also attended many other wonderful classes – far too many to name all the talented teachers that we have - and I taught fabric dyeing at Quilt Indaba and at the Gqeberha Festival.

In about 2002 I joined Fibreworks. It was intimidating at first but now I really love being part of such a talented group of artists. The aim of Fibreworks is to promote fiber / textile as a serious art form. We meet four times a year and have had the most wonderful discussions over the years.

In 2003 we decided at a Fibreworks meeting that a collection of small quilts would be a wonderful way to show case our work. Odette Tolksdorf came up with the name "Major Minors", and we subsequently produced 3 brochures and are now on Fibreworks Major Minors IX. These little gems are travel friendly and we have exhibited in many countries all over the world - Canada, the USA, Germany, Australia, New Zealand, Kenya and Zimbabwe amongst others.



Windmill

My husband and I created the Fibreworks web site Fiberworksart.com and I have been on the committee for many years. Fibreworks is now over twenty years old and we have had exhibitions all over South Africa – every second year we exhibit in a different centre so our works have been seen around South Africa— galleries listed like Nova Constantia and ArtB Gallery in Belville in Cape Town, At GFI in Port Elizabeth, in Durban at KZNSA and Bayside Gallery, and recently at the Tatham Art Gallery in Pietermaritzburg. In Johannesburg Jenny Hearn and Dana Biddle organized shows at FADA Gallery at the University of Johannesburg, and Bamboo Gallery.

This year we are planning a virtual exhibition of the bi-annual Fibreworks members' works. It will be on line at the end of October so keep an eye on our website: <http://fibreworksart.com>.

We have added on to our house and built a wet studio next door to my sewing room. This gives me the freedom to sew, dye, print, cook plants for dyeing and do whatever I feel like at a moment's notice. I call it my happy place.

We also have a game farm in Mpumalanga, and the many sightings and photographs I have taken over the years have inspired many art works like these shown below.



Impala Lily ↑



On the banks of the Sand River

<—Appelblaar

—>Jakkalsbessie



showcasing Helga Beaumont



To be Free ↑

Over the years I have been part of many exhibitions including the Director's Challenge that Colleen Roberts organized. There was also the invited Mandela exhibition and the Desmond Tutu exhibition where art works honouring these wonderful men were exhibited. These were organized by Marsha MacDowell on behalf of the Mandela and Desmond Tutu Foundations.



Tutu - Voice of the Voiceless ↑

As far as traditional quilting is concerned, I spent a year working with Elizabeth Woodcock and the community quilts, trying to improve my sewing skills. They are a wonderfully talented group of women who make these quilts from donated fabrics and then they give them to the needy.



—> Bed Quilt

I think of all the works that I have made over the years, the quilts that I make for my family members are the most rewarding. I made a small quilt for my frail German grandmother and my father gave it to my sister who was pregnant when my granny died. My niece Sophia, adopted it as her 'blanky' and still takes it with her 22 years later. Twice she visited South Africa and we patched it up. For my brother's 60th I made 'Wind in the Willows'. My husband has always loved the quilts on our beds.



<— Like a Candle in the Wind

—> Wind in the Willows with detail at far right



Trying to capture the essence of a place or a time is my way of sharing my life's experiences. I am so lucky to be surrounded by my supportive family and many wonderful friends.

The Committee



Sue Cameron	Chairlady	082 854 9883	ashsue@iafrica.com
Beth Barkus	Youth Programme	082 820 0689	beth@barkus-agencies.co.za
Debbie Becker	FaceBook	083 272 4022	beckerdebbie38@gmail.com
Leanne Stewart	SAQG Rep	083 654 7096	gregleahome@gmail.com
Lisé Oosthuizen	Quilt Display Coordinator	072 784 4749	songbird@toothdoc.co.za
Lyn Gonzaga	Registration & Secretary	083 463 7729	lyngon@telkomsa.net
Mandy Kirk	Newsletter	082 451 9773	kirkdm@global.co.za
Merle Mulder	Treasurer	083 261 2704	merlemulder7@gmail.com
Simona Damerell	Website	082 974 5269	simona.damerell@gmail.com
Tara Hartslief	Vendors & Quilt Academy	083 876 5499	tarahartslief@gmail.com
Vacant	Catering	Can you help fill this position?	

To visit our Website [Click here](#)

We welcome your contributions to the Blog and feedback on what you would like to see on the Website.

Please email simona.damerell@gmail.com

FaceBook— [Click here](#)



Practice isn't the thing you do once you're good.
It's the thing you do that makes you good.

Malcolm Gladwell



Your KZNQG Committee (in pictures)



<— **Chairlady**

Sue Cameron

—> **Registration & Secretary**

Lyn Gonzaga



—> **Youth Programme**

Beth Barkus



<— **Social Media**

Debbie Becker



<— **Vendors and Quilt Academy**

Tara Hartsliet



—> **Quilt Display Coordinator**

Lisé Oosthuizen



<— **Website** —> **Treasurer**

Simona Damerell

Merle Mulder



Could this be you?

<— **Catering**

Vacant

—> **Newsletter**

Mandy Kirk

<— **SAQG Rep and Festival 2024 Chair**

Leanne Stewart



Please Take Note!

KZNQG Open Days 2022:

5 March ✓

28 May ✓

27 August

5 November

Quilt Academy 2022:

29 January ✓

26 March ✓

21 May ✓

30 July ✓

24 September

Directions to Holy Trinity Anglican Church Hillcrest

Address: Nqutu Rd , Hillcrest

(Quilt Academy has often been held at this venue)

From Durban

Take the N3 towards Pietermaritzburg. Go through the Marianhill Toll Plaza.

Take the Shongweni off ramp which is the first one after the Toll.

At the top of the ramp, turn right. This will take you over the N3 and M13 freeways.

**** Continue along this road (Kassier Road) until you get to a set of traffic lights at a T-Junction.**

(It is a few kilometers. You will pass the Polo Pony Petrol Station, the Mushroom Farm, the Hillcrest Busamed Hospital and a fair number of nurseries.)

At the T-junction, turn right into Old Main Road in Hillcrest.

Go up the hill and take the 3rd left into Nqutu Road. The church is on the right hand side—corner of Nqutu and Elangeni Road.

Entrance is in Nqutu Road.

You can park in the grounds or on the verge outside the church.

From Pietermaritzburg

Take the N3 heading towards Durban.

Take the M13 split at the top of Key Ridge. Take the first offramp (no. 33).

At the top of the offramp veer to the left. The Mushroom Farm will be on your left.

Follow the directions from ** as per from Durban



We are re-arranging the layout
so as to provide more space for
you at the venue

What's on at KZNQG Open Day 27 August 2022:

Hall Opens: 9am—2pm

Quilt Exhibition: Odette Tolksdorff

Let us enjoy Odette's wonderful quilts before she moves to the Cape—Ed

Meeting: 10:30—11:30_{am} (*in the church*)

Guest Speaker: Sally Harley—From Dinosaurs to OAFs

NOTE
Change in
Meeting
Time

DEMO 1 @ 9.15 am

Sue Hobbs will show you how to add pictures to quilts. She will show you different photo transfer methods and give tips on how to make the transfers blend with the background fabric.

Children's Class (Hands-on): 9:15—10:15am (*see next page for details*)

DEMO 2 @ 12.00 pm

Beth Barkus Fish and Strips, raw edge applique —>



Vendors

Tea, coffee and delicious eats!

KZNQG has registered with ZAPPER as a payment option for the cash we have to handle at each Open Day. To achieve this, the cooperation and assistance of each and every member will be required, and we sincerely hope that you will all be as enthusiastic as we are with this development.



Security of both KZNQG funds, and committee members moving this cash around, will be tightened with less cash to account for, and far more payments being made directly into KZNQG bank account. Bank charges will also be reduced.

So we appeal to each and every KZNQG member to please download the ZAPPER APP onto their mobile phone, and prepare for this exciting development when you attend the next Open Day, or when you decide to pay your annual subscriptions from the comfort of your home. Quilt Academy registration fees will also be able to be paid in this way, with relevant and important payment codes (known as QR codes) will all be available through the KZNQG Website.

On Open Day, buy goodies from the KZNQG Sales Table, and pay by ZAPPER. Your security increases, as you don't have to carry loads of cash to spoil yourself with the goodies on sale, or for that matter you can pay for a jolly hot cuppa and a crumb or 2 of cake. Even take a Raffle Ticket, and pay with your own, ZAPPER APP.

Looking forward to seeing everyone snapping away with their ZAPPER APP !

If you do not have Zapper on your phone, there will be people on hand at the Open Day to help you set this up for you —all you will need is your credit or debit card number to do this. Note you may be required to register with your bank that you will be using Zapper—Ed

Youth Program - 27th August

Calling Boys and Girls ages 7 to 13 years old!

We are excited to announce that we will have a children's class at our Open Day starting at 09:15am for approx. an hour.

Each child will draw their own design and then will be able to make a Draw-string Backpack to take home.

Cost R50 per child—which includes all equipment and materials, as well as entrance to the quilt show.



<— This is a sample—
colours may vary.

Numbers are limited to
10 so be sure to arrive
early to secure a place!

Love to Sew!



See next page for a report on the Love to Sew class at the May Open Day—Ed

The Prayse Of The Needle

To all dispersed sorts of arts and trades
I write the needles prayse (that never fades).
So long as children shall be got or borne,
So long as garments shall be made or worne,
So long as hemp or flax, or sheep shall bear
Their linen woolen fleeces yeare by yeare,
So long as silk-wormes, with exhausted spoile,
Of their own entrails for man's gaine shall
toyle,

Yea till the world be quite dissolv'd and past,
So long at least, the needles' use shall last.

by John Taylor 1580—1653

<— Seen in St Marys' Priory Church,
Abergavenny in Wales.

The poem was written in 1631.

This attests that children need to
learn to sew!

Thank you to Shelagh for sharing this



Teacher: Beth

Children: 9



I really enjoyed the classes and sewing with Auntie Beth. I will like to come again. It was very interesting and I hope there is more children and enough time to finish the classes and next time I hope we could make a backpack or we could make a pillow and blanket. I LOVE stitching with beads. It is a very nice place to go there where

I enjoyed the sewing classes. It was fun. Next time we can sew a blanket and pillow. I liked the teacher. She was nice. Maybe one class we can have more children and enough time to finish our project. regards Taskeen Ismail Age 10

enough chairs there was a lovely garden outside when I grow up I want to sew with a sewing machine

Here are 3 children's reports on the May "Love to Sew" class

I enjoyed Auntie Beth's sewing class. It was fun. There was enough sewing. But there was not enough time to finish our projects. I do not enjoy working with beads but I enjoy stitching. I would like to make a backpack or a bag. Auntie Beth is a lovely teacher.

Safiq Ismail age 11



REMINDERS

If you are coming to the KZNQG Open Day meeting on 27 August, remember to bring:

- Subs if you have not yet paid (R200 for existing members, R220 for new/lapsed)
- NOTE: there is NO card machine (we are moving towards using Zapper)
- Empty cotton reels (for KZNQG project)
- Return your filled Festival money bottles
- Bring money to spend: for tea, raffles, sales table, and of course Vendors
- Donate your good quality Quilting Items/Magazines for our Sales Table (No junk please)
- Wool for the knitters who knit for charities
- Continue to fill cushions with all your fabric scraps For SPCA. Please drop off at SPCA yourself.



Raffle

<— This beautiful New York Beauty quilt by Debbie Becker will be raffled at the August meeting.

It is titled "Never Give Up"

Tickets are 3 for R20

Festival 2024

2024 hosts of the 1ST South African INTERNATIONAL Quilt Festival



Fundraising:

Fundraising has started in Earnest for 2024!

- ♦ Hibiscus Quilters raffled a quilt and donated R 2820 towards festival
- ♦ R2160 was donated by Midland's guild
- ♦ A whopping R 55 205 has been donated by Quilt Indaba into the Festival Funds

THANK YOU TO ALL!

Love Quilts:

Quite a few more Love quilt tops were made at our quilting drive at Izotsha
+ -150 Love Quilts in total have been made.
We need 58 more. There are a lot of tops around that require completing. Donations of Backings and Batting are most welcome as well as any willing quilters.

These quilts will be given back to all the guilds after the festival and then the guilds can donate them to the charity of their choice. Please keep Debbie updated as to how many have been made.



LOVE QUILTS:



Tips and Tricks:

1. This 50/50 Vodka Recipe Is the Key to **Crisp Quilt Fabric**

The well-kept secret that dry cleaners and starch manufacturers would love to hide is that **mixing vodka with distilled water creates a simple, do-it-yourself spray starch** that is cheaper and performs better than many store-bought options.

1. 2. This 50/50 Vinegar Recipe Is the Key to **remove creases from Quilt Fabrics**

This 50/50 water vinegar is most useful in removing those creases that just won't iron out especially on the fold of the fabric.

KZNQG Festival 2024 update

Behind any big event there is a lot of planning – we all know this, with involvement in weddings for instance. Expand the word 'event' to a National or International Festival, with event management being done by volunteers .. and it becomes both tremendously daunting and exciting, especially when the event itself is born solely out of and for creativity, colour and craftsmanship.

While anticipation, advertising and excitement are growing around this year's national festival in Stellenbosch in October which will celebrate Diversity, there are already beavers in the background birthing the next biannual event scheduled for 2024 in KwaZulu-Natal.

Two very successful retreats have already been held as fundraisers, at Izotsha down the KZN South Coast. The first, in November 2021, was themed 'Local is Lekker', and lekker it was! We have just held a similarly successful retreat under a 'Rainbow of Quilts' banner, with six exciting classes being run over three days, quilt competitions and displays, vendors and fun (of course) in good measures.

Leanne Stewart Chairperson Festival 2024



<— Izotsha June 2022

Viewer's Choice Winners:

Lynda Horner: Cosmos Rainbow (left)

Leanne Stewart: Dancing Rainbow (right)

Well done!



New New New New

DIY QUIET BOOK KITS

Create a loving and nurturing environment by making up your own Quiet Book. Want to sew it yourself...choose from a series of all-inclusive DIY kits, or order the finished product to your liking.

No more printing of patterns, paging through ideas on Pinterest, running around finding fabric, felt and the right trimmings.

Visit our website:
www.Creations4kids.co.za





happilyhookedmagazine



Quilt Academy May & July 2022 Report Back

May: Becoming Twenty by May-Gene Terblanche



2022 Quilt Academy

COST R180

BOOKINGS TARA 083 876 5499

26 MARCH

21 May

30 JULY

24 September

July: Forest Floor by Beth Barkus



Stupendous Stitching at Izotsha

I was lucky enough to attend Carolyn Trezona's course at the Rainbow of Quilts weekend retreat at Izotsha in June this year.

Considering how busy our lives are in general and my own unusual work schedule, I felt that being able to get away for the one night a serious feat! So I made special arrangements with Carolyn to prepare the first day's course work on my own, before the actual course, as I was only able to get to Izotsha on Saturday morning.

It's quite challenging doing a course alone – the advantages of attending a course are the social interaction, camaraderie, being able to walk around and see what others are doing and learn from their actions and mistakes, as well as having the instructor there to support and teach. But Carolyn was so helpful, supportive, and patient, even helping me identify the correct foot for my machine. And what with modern technology, WhatsApp was very useful for sending progress reports and asking questions.

Oh, the excitement! I was packed up and ready to leave from Thursday! At 6am Saturday morning I was on the road and by 8 I was sitting at breakfast, chatting to old friends.


Carolyn's course was wonderful – such a simple idea – using the fancy stitches our machines can do to decorate a piece of fabric! So many of us have fancy quilting machines which can do fancy stitches, which we never use.

"Surface design" is a big concept these days, especially amongst the less traditional quilters. One can use the technique in so many different ways – crazy quilts, quilted handbags, wearable art, arty wall quilts....As course prep, we had to create a "stitch bible" by stitching out all the fancy and decorative stitches on a piece of fabric (one of the ladies created an actual booklet showcasing the various stitches her machine can produce).

Needless to say, the course turned out to be everything I imagined and being among the other quilters in the class – Christa, Elizabeth, Fiona, Karin, Katherine, Maureen and Sarah – was really invigorating. The excitement of using the large variety of decorative stitches with the different thread available, especially metallic or variegated thread, was like opening gifts – exclamations of "ooh" and "aah" could be heard in the room. At one point all you could hear was the whirrs of the various machines and see Carolyn flitting between her charges, admiring here and making suggestions there. Her ideas were so varied and the samples she brought along so beautifully made.

It never ceases to amaze me how each and every piece of work, every creation, is so different and individual, just like the wonderful quilters who create them.

Simona Damerell





FESTIVAL 2022 PRESS RELEASE

GHQG gladly announce that they will host the National Quilt Festival from 5-9 October 2022. We would like to invite everyone to attend this event. It will be wonderful to get together as quilt lovers once again.

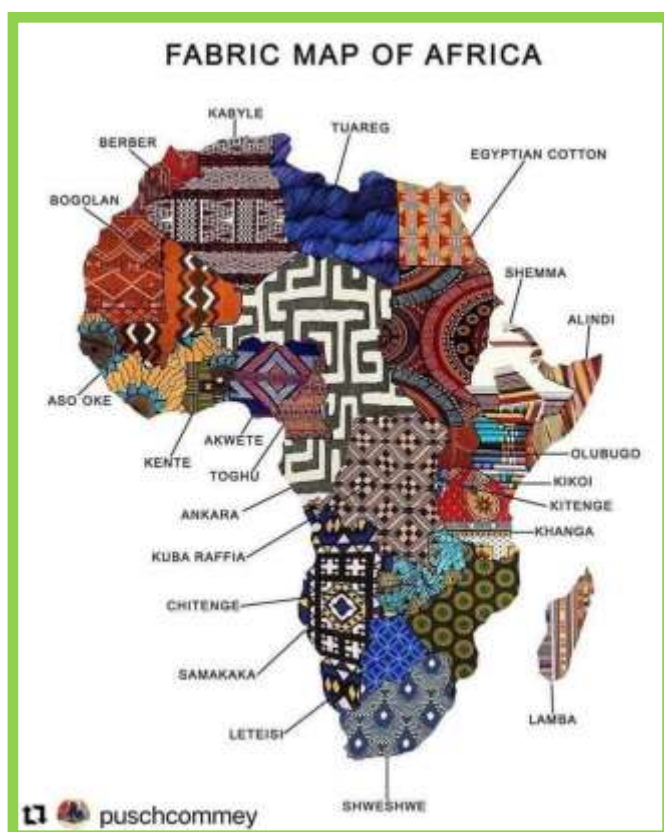
The Quilt Festival will take place at Rhenish High School in Stellenbosch.

The hardcopy brochures have been distributed to all South Africa Quilt Guilds, nevertheless a digital copy can be found here: <https://www.goodhopequiltersguild.org.za/festival2022/downloads/2022FestivalBrochure.pdf>

Important Festival Dates:

1-14 August: Quilts delivered for Festival

5 October: Exhibition opens at 09.00!



How well do you know your fabrics (left) and your quilt blocks (right)?



My experience at 'Something Quilty' : (Clarens)

Hi. I'm Atiyya Cassimjee (13yo), Mrs. Ismail's granddaughter. I came with her this year for a quilting class which I really enjoyed.

All the teachers like Mrs. Ale Grade are like Gurus - they were so lovely and kind and learnt a lot from them. It was an absolute wonderful experience.

The quilt that caught my eyes was the the Jelly-Roll Twist. It looked beautiful so I wanted to try it. It started off well. I struggled a bit and at one point I thought I couldn't do it, but then I looked around and saw that I wasn't the only one. I got some help from both my granny and Mrs. Leanne and well, I did it.....well most of it.

It was amazing. I enjoyed everything (especially the cookies...they were my favorite). I've learnt so many ways of sewing, seaming, cutting and so much more. I hope to one day achieve a good, beautiful quilt that I can make on my own.

Thank you so much and I hope to see you all again next year....



AMAFU
HAND DYED FABRICS

We sell high grade cotton
fabrics in an array of colours and
patterns.

Contact Hanlie
031 764 1312
admin@amafu.co.za
www.amafu.co.za

Get Connected

We continue to bring you links to exciting **events, articles and groups** on the internet.

[See how people care for and restore textiles in the George Washington University \(4 mins\)](#)

[How Australia's Adelaide River's biodiversity was slow-stitched into a community quilt \(thanks Colleen!\)](#)

[Paul Harris fellowship award to SA's Janetjie van der Merwe for her work for Mapula Embroidery projects.](#)

[Nation Changers CityHill Church Hillcrest have an incredible initiative to uplift women](#)

[Prato: The Italian town turning rags into new clothes \(4 mins\)](#)

2022 EUROPEAN PATCHWORK MEETING

A festival of colors and a "caliente" atmosphere



Help your committee raise funds

By purchasing a bag kit
These little bag kits are for sale for R100 each.
Everything you need to complete the project,
along with comprehensive instructions,
is included in the kit.

Now on sale at Bernina on Broadway, Durban
North
or call Sue Cameron on 0828549883 to collect in
the Highway area.



<— On sale at our Open Day

These make wonderful gifts!

Make them and give the completed bag to a non-sewer, or give the kit to a sewer for them to make themselves — Ed

Festival 2024 Love Quilts

Have you made a Love Quilt for Festival 2024?

We are wanting to assess how many love quilts have already been made (we have no idea and are hoping there are many!)

If you have made a love quilt/s, please can you send how many to Debbie Becker on

beckerdebbie38@gmail.com

Please give her the following information:

- Your name / Organisation(eg a guild)
- Contact phone number
- Email
- How many quilts you have completed so far

Thank you very much!

THE HIERARCHY OF WASTE

- most preferred
- REFUSE**
anything you don't need
 - REDUCE**
what you do need
 - REUSE**
what you have
 - RECYCLE**
anything you can't reduce or reuse
 - ROT**
the rest (compost)
- least preferred



The things you do for
yourself
are gone when you are
gone.
but the things you do for
others remain as your
legacy.

Thought for today...



Whitney Bauck
@Unwrinkling

What if we treated every clothing purchase like a tattoo purchase—with the understanding that it's essentially a permanent decision, since a thrown-away t-shirt is not really going "away"?

Guild NewsSEW WOT QUILTERS


Our June meeting was held in Kloof at Leigh Ann Barford's home and attended by Simona, Maria, Caroline, Rose, Ronel, Margie and Leigh Ann. We had a full and exciting day of inspiration and sharing in our passion. We started with a demonstration of different applications for ink-tense pencils and discussion of various ways to incorporate these into our work.

Margie then showed us the Hunter's star pattern and we were all blown away by the many combinations of colours and placements this simple but effective pattern can bring.


Ronel was very happy to show us her completed quilt which is truly beautiful.

We had a fun filled meeting with the usual excited chatter and sharing while enjoying a delicious meal.

Leigh Ann



Leigh Ann's Demo



<— Margie's demo on a quick block which she learned at Quilters by the Sea

—> This blue and white quilt was made by Margie with a combination of machine embroidery and piecing



SEW WOT QUILTERS

continued

—> This white/cherise/pink quilt held by Rosemary and Margie is a love quilt.



<— Ronel's 3rd Gypsy Wife quilt which she was binding at the meeting



— >The multi colored shwe shwe is Caroline's using a pattern published by GHQG.



 nationalquiltmuseum

⋮



<— The purpose of Art by Dorris McManis 2009
12"x12"

TOLLGATE QUILTERS

We continue to meet in our beautiful venue, Baden-Powell Scout Camp in Burman Bush, Morningside, in the afternoon (14:00 to 16:00) on the 4th Saturday of the month. We have changed how we run our meetings in the last few months, limiting business to 20 minutes and then spending the rest of the time on demonstrations and hands-on activities, more teaching.

We are all taking part in a Roosting Round Robin – which means the quilts stay in your home (roosts with you) and each month we all get another set of instructions. The part-made quilt tops are shown at every meeting and the next Round technique is demonstrated. We have decided to try a more modern approach with these "Robins". We have also had different demonstrations of Button-hole applique and Origami Pinwheel just to name a few.

Our Guild continues to work on Love Quilts – the latest two are Birch Trees and Sheep. Please come for a visit if you wish to see our "new" venue and take part in our meeting. Everyone is welcome.

Beth Barkus



Showing Round Robin Progress



Demos



See overleaf for more..

TOLLGATE QUILTERS

continued

Collage of a mini quilt show when each person brought their 2 favourite quilts to our July meeting. Featured are Rosanne, Lia, Twig, Phil, Erica, Linda, Ilsé and others



SHEFFIELD NITE OWLS

Hi all -newsletter time and I'm trying to remember what we have done in the last few months. Izotsha was a highlight for 5 of us as we headed down to the wilds of the South Coast. It was a first for all of us, so we didn't really know what to expect - but what we got was a fun weekend with many new techniques learnt. We covered 3 of the courses between us, from beautifully stitched cushions, to hand applique and hairpin crochet. We made a quilt top in a couple of hours and ate ourselves silly with the delicious meals three times a day, and we didn't have to wash up once!!

We began our July meeting with a show and tell from Izotsha giving feedback to the rest of our members. Tina contributed her work from 2 classes taken with Marie Strydom in Clarens. So all in all we have been stretching ourselves.

Next month we have a workshop with Sue Cameron working on another of her fabric journal pages, so by the next newsletter I'm hoping I'll know what chenille work is all about.

I love expanding my knowledge of quilting techniques and while I don't think I'll ever quilt a perfect feather, I can have a lot of fun trying and my dog has beautiful bed made from all my disasters!!

Happy quilting Sue



<— Sheffield Ladies at Izotsha in June



Sioban Hood
hand applique ↑



—> Sylvia Edwards

<— Sue Freckleton
Manx Patchwork



See overleaf for more..

SHEFFIELD NITE OWLS

continued

—> Hairpin Crochet

<— Strips towards
Sheffield's next Love
quilt



<— Shobha Pillay
with her bear quilt



Sue Freckleton weekend Bag ↑

Sylvia Edwards made
from a kit bought at
the KZNQG sales
table

Sue Freckleton—her dog's
bed—he does not notice the
mistakes!



<—
Tina
Roberts
Poppies



<— 2 hour quilt top

—> Rosa Fourie
started in Clarens
2021 continued at
Izotsha 2022



UNDERBERG QUILTERS

We are well past the half-way mark on our group mystery quilt which has doubled as an in-depth study of various different ways to make triangle blocks – thanks to a huge amount of prep by Rosemarie Kriel and Lyn Matcher. At each meeting we focus on a couple of new blocks, with instructions for traditional construction (good for using scraps) as well as fast, accurate, no-waste ways to mass-produce blocks from larger pieces of fabric. At least some of the quilts will be ready for a big reveal during our open gardens weekend (5-6 November).

We love having youngsters at our meetings and in the past months we have been joined by the dearest little grandchildren. Grown-up visitors have included Geraldine Melrose from the Harare Guild and we had tea with Antoinette Kriel (our new national chair) at beautiful Lake Naverone – good excuse to give some of our favourite quilts an airing.

Antoinette was intrigued by the book reviews by members which are a regular ingredient of our menu for meetings. It keeps us aware of the trove of information in our library.

Life is busy here in the mountains but we are hoping to out together a group for the next KZNQG quarterly meeting (27 August).

Catherine Knox



<— Antoinette Kriel and Cathy Knox at Lake Naverone



Anita Turton's kingsize watercolour enjoyed an airing at Lake Naverone. ↑



<— Rosemarie Kriel (right) explains her design at Lake Naverone

Continued overleaf

UNDERBERG QUILTERS

continued



<— Demo for last months mystery quilt blocks

—> Barbara Rice's picnic quilt



<— Lyn Matcher shows how to mass produce triangles

—> Kayla shows off her granny's jelly roll quilt



<— Pauline Adams' rendering of a Mongolian Olzii

—> Pauline Adams' star quilt



VILLAGE-GRASSROOTS Quilters Guild

Apologies for no news from our guild but now we are back to normal, having full guild meetings with marvellous demonstrations, speakers and sharing of ideas.

We had Odette show us her amazing creations that she had made over the years. She is planning to move to the Cape and will be missed by all of us.

We were astounded when Marline showed us the many love quilts she made during lockdown. She was given stray blocks and with clever design ideas she constructed dozens of quilts. There was a lesson to be learnt there!

Anne from Bernina showed us her unique and beautiful quilts. It was wonderful to see work done by someone you know well and had no idea what sort of quilts she made.

About 30 of our quilts were included in the Royal Show exhibition which was wonderful. Thanks to Marline and the Pietermaritzburg guilds who put the exhibition together. It was also fun for us to see all of them on their return.

We had a wonderful demonstration by Carol Paxton who uses natural elements such as leaves, flowers etc and indigo to do her shibori and tie dyeing work. Everyone enjoyed it immensely.

Leanne Stewart gave us an update about the state of affairs with regard to the quilt festival that will be taking place in KZN in 2024.

Pauline Law has made us aware of the fact that there are plenty of young quilters out there who work on line. There is a group called Modern Quilt Guild that has many members who quilt traditional patterns as well as modern designs.

We made a book for Bernice Vincent who at the age of 94 is going to live with her family in USA. She had a sale of all her stash at the meeting.

We sold our group quilt Symbols of Humanity that we made a few years ago. It has gone to David who also does exquisite woodwork. A perfect home for such a beautiful quilt.

- Avril



<— Both these
Quilts by Anne
from Bernina

Continued overleaf

Village –Grassroots...*continued*



↑ Bev put together these blocks made by everyone



Niri found this fabric in Cape Town ↑

Carolyn's creation ↓



Bernice Vincent, her quilt and her book ↓



Continued overleaf

Village –Grassroots...*continued*



<— Symbols of Humanity quilt and David, the new owner's wood work!



Symbols of Humanity.

This quilt was made using ancient African symbols which originated with the Akan and Gyaaman tribes of North Africa. These symbols are known as Adinkra and date back to pre-historic times when they were used on cave walls as a means of communication. Each symbol has several meanings that convey messages of traditional Wisdom and aspects of life. From these meanings we chose those that we felt were essential, needed and relevant in our South African Society today. We also included a Celtic cross and were then delighted to obtain permission to use the South African Constitutional Court logo which fitted so well into our theme.

We decided to connect the ancient symbols of Africa with Seminole patchwork, being one of the early techniques used during the North American Patchwork revival and inspired by the Seminole Indians.

The majority of our 55 member Guild contributed to the making of this quilt. We learnt 2 new techniques and generally used it to pass on quilting and patchwork knowledge to the newer members. Friendships were strengthened or made and we agreed the threads really do count

sewing insta



<— How to exercise and sew at the same time!



Jeff Goins
@JeffGoins

Do you know why birds sing just before dawn? Scientists believe it's to tell their mates that they made it through the night, as a way of saying, "I'm still here." Maybe that's why we sing, too, why we create art—as a way of saying, "I made it. I'm still here."

pinholequilting



QUEENSBURGH QUILTERS GUILD

We have all been very busy working on our Round Robin quilts and this month will be so exciting when we see what has been added to our original block which we created so many months ago! We will be putting the final round on ourselves and hopefully will be able to show you photos of all of them in the next newsletter!

We spent an exciting and very interesting Saturday at Magda's house with Sue Cameron who came to teach us all about Magic with Fabric where we learnt about needle felting, burning, layering, chenille and many more lovely things.

We were fortunate in that most of us were able to attend the fabulous Rainbow of Quilts Retreat at Skogheim in June. What a wonderful weekend of fellowship, fun and freedom to sew fulltime! It is truly a weekend not to be missed... Four of us took projects to work on in the Machine room and were very productive despite the apparent chatter level! Those who attended classes came back to our bedroom in the evenings brimming with knowledge and tips! Leanne Stewart, who so ably and lovingly convened this retreat along with her committee, won a Viewers' Choice prize for the Rainbow Challenge!

As I write this we are looking forward to our July meeting this week when we will be visited by a member, Kerenza Richter, who has moved to Australia. We are looking forward to spending the afternoon with her. Just before she left for SA, she was fortunate enough to spend the day with her daughters, Megan and Anna, at the Sydney Quilt and Craft Festival which had been postponed for 2 years due to covid. She shared many beautiful and inspirational photographs with us.



← Megan and Anna at the Sydney Quilt and Craft Festival



← Magic with Fabric →



QUEENSBURGH QUILTERS GUILD

continued



<— Beth Izotsha 2022



—> Izotsha 2022



<— Lorette and Magda
Izotsha 2022

—> Rachael's 2021
Izotsha Handwork



Beth Barkus
Izotsha 2022

Leanne's winning Rainbow Challenge Quilt and Rosette

KZN Guilds Information

Guild Name	Area	Contact	Cell	Email Address	Monthly Meeting Date	Time	Venue
Cottage Patch	Amanzimtoti	Adri Pienaar	084-5809996	pienaar.adri@gmail.com	1 st Monday	9 - 12pm	Methodist Church
Sheffield Night Owls	Ballito	Sue Freckleton	084-515 6769	suefreckleton@gmail.com	2 nd Saturday	9am	Above Cosi Crafts
Quilters-by-the-Sea	Durban North	Debbie Becker	083-7785247	bernina@berninadbn.co.za	1 st Wednesday	9h30am	Members' homes
Tollgate	Berea/ morningside	Beth Barkus	082 820 0689	beth@barkus-agencies.co.za	4th Saturday	2-4pm	Burman Bush Scout Hall
Sew Wot	Hillcrest/ Waterfall/Forest Hills	Simona Damerell	082-974 5269	simona.damerell@gmail.com	2nd Sat	9am - 3pm	Members' homes
Midlands	Hilton	Sarah Tilbury	082-335 4598	sacoltil@mmweb.co.za	3 rd Thursday	9h30am	Hilton Methodist
Meander quilters	Howick	Christine Wassung	082-8752384 Christine	christinew2306@gmail.com	3rd wed	2-4pm	St. Lukes Hall Howick
Quilting@Home	Ixopo	Shirley Cole	0722756180	dcollection@futurenet.co.za	1 st Saturday	9.30-5pm	Members' homes
Kloof Country	Kloof	Karen Krause	082-567 4818	krausefam@polka.co.za	1 st Tuesday	9.30 - 12	Sarepta church
Village-Grassroots Quilters	Kloof	Colleen Roberts	083-3114647	colleen130272@gmail.com	2 nd Monday	9h30 - 12pm	Methodist Church, Kloof
Hibiscus	Margate	Lynne Roborg-Coke	079-2488854	adcoadmin@myconnection.co.za	4 th Tuesday	9h30am	Margate Retirement Village
Hayfields Quilters	PMB	Susan Rencken	074-126 6099	quiltingstudio1@gmail.com	Last Tuesday	2-4pm	Maritzburg West Bowling Club off Victoria Rd
Queensburgh Quilters	Queensburgh	Lorette Kerr	083-5203926	lolkerr@gmail.com	2 nd Saturday	2-4pm	Members' homes
Pleasure Time	Scottburgh	Lynette Sainsbury	072-2218911	lynette.sainsbury@gmail.com	3rd Thurs.	2pm	Dutch Reform Church
Underberg Patchwork Guild	Underberg	Catherine Knox	082 932 8864	catherine-knoxmail@gmail.com	4th Tuesday		Members' homes