



# KZN Quilters Guild

Newsletter No 131—May 2022



# ILLUMINATE YOUR CREATIVE SPIRIT

with the **LIMITED B 790 PLUS CRYSTAL EDITION**

ADORNED WITH SWAROVSKI® CRYSTALS



## CRYSTALLISE YOUR INSPIRATION.

Get inspired by the sparkle of crystals! The B 790 PLUS Crystal Edition will charm you with real Swarovski® crystals and the new high-performance Embroidery Module incorporating BERNINA Smart Drive Technology (SDT).

Enjoy an elevated embroidery experience with enhanced stitch quality, smoother and quieter movement and up to 55% higher embroidery speed.

Bundled with a Crystal Edition Inspiration Kit containing two additional presser feet, a USB stick with exclusive Crystal Edition embroidery designs and real Swarovski crystals.

This **limited edition** machine offers everything you need to tap into your creativity.

Visit us online at [www.berninadbn.co.za](http://www.berninadbn.co.za) or stop by our store

**BERNINA Durban on** Broadway, Durban North to experience the magic.

Call 031 5649112/ 0763104441 (whatsapp number)

# FROM THE HOT SEAT

Dear Quilters of KZN

After all the rain and the damage to our homes, roads and infrastructure, it was such a blessing to have our wonderful artform to distract and heal us. When there was no electricity to work by machine, there was always hand work to keep me happy!

The bookings for Rainbow of Quilts at Izotsha have been streaming in and as we have capped the number of attendees at 135 plus our committee and teachers, anyone not wishing to miss out should book their spot as soon as possible. I hope that you are all very busily stitching up a storm to produce your quilts for the quilt competition.

With the National Quilt Festival coming up in October, I am sure that you are working on at least one quilt for that, too. The quilt competition entries are open so please go to their website to enter your quilts.

The Royal Show is going to be open from Friday the 27<sup>th</sup> May until Sunday the 5<sup>th</sup> of June. Marline has organized a wonderful quilt display in the craft hall along with the cake decorators (sugar crafters) and the floral artists. It is going to be a feast for the eyes and very different to what normally happens. Please take some time to pop in for a visit.

It feels so good to be busy again.

Yours in stitches

Sue

## Quilt on the Cover

**Graffiti** - applique (brick wall), acrylic paint, stencil

A quilt by this edition's featured quilter: **Hilary Gooding**

Incidentally, there is God save our Queen with the 'y' daubed in front of the 'our'. This was actually on a bridge in Northdene when she was growing up there!

*This is a quilt—not a photograph of graffiti!—Ed*



## ***In this Edition:***

From the Hot Seat	Page 3
Showcasing...Hilary Gooding	Page 5
KZNQG Committee	Page 11
KZNQG Open Day	Page 13
Izotsha June 2022	Page 19
Quilt Academy	Page 23
The Arty Farty Group	Page 24
Festival 2022 Update	Page 27
Kainon Quilters	Page 28
Royal Show Update	Page 31
Guild News	Page 32
List of Guilds	Page 40

# **QUIRKY** quilter

Let me quilt your quilts  
for you...



**TWIG 083 449 1800**  
**twigg@telkomsa.net**



Is your fabric badly behaved or just misunderstood?

**Fabrics Unravelled can help, we offer:**

- ♦ Books and learning materials with physical samples
- ♦ Textile Training Workshops
- ♦ Online modules (off the shelf & bespoke)
- ♦ Practical interactive learning with industry experts

Contact: HEIDI COX  
0827064283

[fabrics@fabricsunravelled.co.za](mailto:fabrics@fabricsunravelled.co.za)  
[www.fabricsunravelled.co.za](http://www.fabricsunravelled.co.za)

*Affordable rates and Practical Advice*

## A QUILT FOR UKRAINE

Taken from the blog:

<https://marissthequilter.wordpress.com/2022/04/01/a-quilt-for-ukraine/>

Take someone with a big heart and remarkable organisational skills, add a group of willing quilters, and the result is a lovely blue and yellow quilt that is being raffled to raise funds towards helping the plight of the people of Ukraine.

—> *The quilt for Ukraine. It measures 85 x 61 inches (about 220 x 155 cm)*

It was my good quilting friend, often mentioned in this blog, who had the bright idea of a communal fund-raising quilt.

So, at the next QUOGS (Quilters of Grahamstown) meeting, K asked everyone in the group to make at least one 12 and a half inch square and bring it to the next meeting. The brief was to use the Ukraine colours of blue and yellow and to make either a sunflower or a star. Within two weeks there were nearly enough blocks for a single bed sized quilt. The call for a few more blocks was quickly and generously heeded, and by the next week we were ready to stitch together the quilt top.



The QUOGS is a group of wonderful women who have been meeting and convivially stitching for more than two decades. Three of the young QUOGS gathered to stitch the blocks together. The quilt has been professionally quilted by Sue Bax.

It is a bright and handsome quilt, made with love, to keep the lucky winner warm.

To take a raffle ticket is a simple on-line process, and can be done from anywhere in the world.

Click on <https://www.justgiving.com/fundraising/quogs> and follow the prompts. Please be sure to add your name and email at the end so that your ticket can be entered in the draw.

Any generous South Africans reading this and wishing to contribute, please don't be put off when you see that there is not a Rand option. You can buy a ticket by selecting any currency, and your bank will convert it into Rands when debiting your account. You can also reduce the amounts given in the drop down menu. For a \$10 ticket it cost R173. This included a 15% admin cost, which is probably optional.

There is not a definite end date but the draw will likely take place around the of May.



Why do I make quilts? I guess it was a natural progression from dress making in the 60's to trying my hand at most crafts over the years that followed. I was blessed to have parents who were artistic and gave us every opportunity to be creative. Sewing and quilt-making fed into that creative streak. I am happiest when I am sewing - it is my 'happy place'.



I have a hand sewn hexagon quilt (1979) and a couple of traditional block quilts to prove my credentials. Mostly self-taught I had lost interest in patchwork until in 1988 I was introduced to rotary cutting and machine piecing!!!! That was a watershed moment and I haven't stopped since. My first sewing machine was an Elna Lotus - small enough to travel around to our various postings and perfect for those first quilts.

We were living in Germany when I got persuaded to join a house-group of expats to learn patchwork. Along with rotary cutting, machine piecing, I became close friends with Yolande Machemer who ran a wonderful patchwork shop from her house in the next village. I began to work in the shop, then teaching and even helping convert patterns from imperial measurements to metric! I travelled with Yolande regularly to the Houston Quilt Festival and lots of Quilt trade shows in the States and the European Quilt Shows, taking advantage of classes with many of the top American quilting stars of the day - Nancy Crow, Michael James, Joan Colvin, Katy Pasquini Masopust, Jo Diggs, Ruth McDowell, Libby Lehman, Pauline Burbidge and so many more.

All of this has had an influence on my work and my determination to spread the fun of patchwork and quilting. I am always happy to pass on tips, shortcuts, techniques and ideas. I love my sewing machine (I now have a Bernina 780 with embroidery unit) but accept that for some the quiet act of hand sewing is their preferred method. Please don't think that one technique is better than the other - there is no such thing as a 'proper' quilt (meaning it has to be hand sewn)! I believe that whatever technique suits the situation is the best - hand, machine or mixed.

Over the years I have sewn many full size bed quilts, both single and double, but there is only so much room under my bed to store quilts (rolled up so there are no lasting folds) so nowadays I make mostly small wall quilts. I very often include machine embroidery in my quilts - designed on the computer and transferred to the machine.

For many years I worked for Makower Fabrics designing and producing quilts for their reps to take around to sell their new fabric ranges to patchwork shops. These days I tend to sew from patterns they send me. To my mind these are the best - I get the pleasure of making them, then they go off on their journey around the country and I don't have to worry about them anymore! In February this year, I was sewing up their 2022 Christmas projects ready for the trade show - all a bit strange having put away all my own decorations!

—> **Backbone of Africa** -  
made after a workshop with  
Odette Tolksdorf - pieced with



# showcasing-- Hilary Gooding

My own personal style tends to be contemporary or art, but I am about to make a traditional quilt for my granddaughter - unicorns, of course. I use print, paint, dye, foiling, raw edge and turned and satin-stitched applique, embellishment of all kinds, and have even cut up a quilt top to reassemble!

I belong to an online international group of quilters called "12 by the Dozen" where we challenge ourselves to a small quilt every three months based on a theme chosen by one of the group. This is a good way to keep your hand in and to stretch yourself doing a bit of research for inspiration. There was a time when the size was set, but now we are left to choose whatever suits our subject. We are also free to use whatever techniques, style, methods we chose.

Another way of experimenting and trying out new techniques and materials is to make Journal Quilts. This idea came from America twenty odd years ago and is still going strong in many guilds. They are mostly A4 size, can be on a personal or group theme and are generally based on producing one a month. No pressure. I heartily encourage you to join or create a group - they are good fun and you will grow in confidence. They are the perfect size to try out a new technique or medium.

And now it's confession time - how many UFOs do I have? At least three major ones: one double bed size quilt and two large wall hangings, and a couple of smaller things. How big is my stash? HUGE! - mainly as a result of working in a patchwork shop and travelling to those American quilt shows, plus fabric given to me by Makower to make up their quilts. I recently happily handed over boxes of fabrics to a group making Linus Quilts. I thought making loads of scrubs caps for the local hospital at the beginning of the Covid pandemic might put a dent in the stash - I couldn't see any difference. I'm now participating in another philanthropic project working my way through the fabrics...

My life in patchwork and quilting has been so rewarding. It has taken me around the world, I've volunteered to work in various posts in our guild, I've taught and demonstrated at shows, met so many lovely happy quilters. It's taught me about myself, I've found out I can do things I never thought I could. Quilting gives you moments of peace and happiness and an outlet for your creativity, and the end result is a work of love.


My website: [hilarygoodingtextiles.weebly.com](http://hilarygoodingtextiles.weebly.com)

Our online international group(Website) [www.12bythedozen.weebly.com](http://www.12bythedozen.weebly.com)

(Blog) [12 By the Dozen](http://12BytheDozen)

There are 3 SA members of this group: Phil Fisher, Allison Moorcroft and Patricia a'Bear

—> **There's some corner of a foreign field** - inspired by the poem by Rupert Brookes "The Soldier". Machine embroidered poppies on a dyed fabric by Glenda Kirikiridis. Stalks of wheat free machine stitched and acrylic painted on separate pieces to denote fields planted after the war. War graves on the right. Quilting looks like barbed wire.





# showcasing... Hilary Gooding



**Icon** - free machine embroidered



**Crown of Thorns** - made after workshop with Nancy Crow - innovative style pieced, hand quilted

**Star of Bethlehem** - machine pieced, hand quilted, (John Flynn woven border) circa 1980

Although there were quilts earlier than this one, none were photographed!



→ **Tears of the Giraffe** -

machine pieced,  
applique,  
embellishment,  
machine quilting

Anti-poaching  
quilt.

Title based on a  
Botswana basket  
design







<— **Fields of Gold** -  
Journal Quilt - A4 - theme  
'Gold' - mono print, free  
machine stitching, acrylic  
paint



—> **Cosmic**

Also a Journal Quilt - statin  
stitch edged applique, metal  
threads

—> **Sleeping Beauty**

designed by Yolande Machemer  
and Hilary. It is a BOM based on the  
story of Sleeping Beauty. It has been  
long arm quilted professionally and  
won first prize at the Birmingham  
Festival of Quilts for Group  
Quilt. Double bed size.



<— **Semillon** - memories of French holiday  
(sunflowers, walnuts, red wine and showers) -  
machine pieced, hand quilted

*Semillon is a grape variety from the Gironde  
region in France - Ed*



# showcasing--

# Hilary Gooding



↑ **Remains of the Day** - raw edge applique, own machine embroidery design of dying tulip, machine quilted

**Twyfelfontein** - whole cloth - painted and machine embroidered figures -

For a theme of 'Libraries' - prehistoric library!



*All the quilts on this page are '12 by the Dozen' online group challenge pieces*

↓ **Corfe Castle** - raw edge applique, machine quilting (a local castle in the style of Pierneef)



**Mystic Rose** - whole cloth acrylic paint, raw edge applique, rose stencilled (inspired by a painting by Paul Klee)





# The Committee



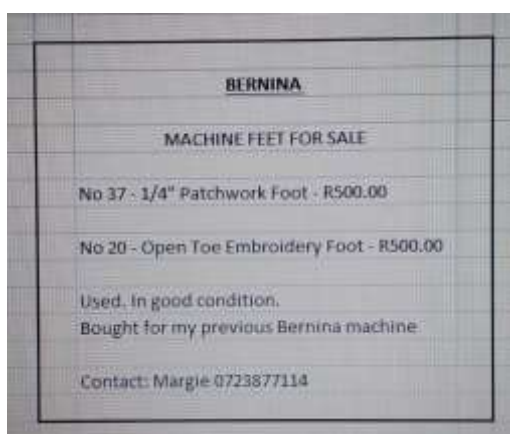
Sue Cameron	Chairlady	082 854 9883	<a href="mailto:ashsue@iafrica.com">ashsue@iafrica.com</a>
Lyn Gonzaga	Registration & Secretary	083 463 7729	<a href="mailto:lyngon@telkomsa.net">lyngon@telkomsa.net</a>
Merle Mulder	Treasurer	083 261 2704	<a href="mailto:merlemulder7@gmail.com">merlemulder7@gmail.com</a>
Tara Hartsliet	Vendors and Quilt Academy	083 876 5499	<a href="mailto:tarahartsliet@gmail.com">tarahartsliet@gmail.com</a>
Mandy Kirk	Editor & SAQG Rep	082 451 9773	<a href="mailto:kirkdm@global.co.za">kirkdm@global.co.za</a>
Simona Damerell	Website	082 974 5269	<a href="mailto:simona.damerell@gmail.com">simona.damerell@gmail.com</a>
Debbie Becker	FaceBook	083 272 4022	<a href="mailto:beckerdebbie38@gmail.com">beckerdebbie38@gmail.com</a>
Lisé Oosthuizen	Quilt Display Coordinator	072 784 4749	<a href="mailto:songbird@toothdoc.co.za">songbird@toothdoc.co.za</a>
Beth Barkus	Youth Programme	082 820 0689	<a href="mailto:beth@barkus-agencies.co.za">beth@barkus-agencies.co.za</a>
Jenni Scott	Catering Contact	084 512 8148	<a href="mailto:jenniscott167@gmail.com">jenniscott167@gmail.com</a>

**To visit our Website [Click here](#)**

**We welcome your contributions to the Blog and feedback on what you would like to see on the Website.**

**Please email [simona.damerell@gmail.com](mailto:simona.damerell@gmail.com)**

**FaceBook— [Click here](#)**



## **2022 SUBSCRIPTIONS**

Hi KZNQG Members!!!



A very BIG **THANK YOU** to all members for their prompt settlement of 2022 Subscriptions. And a thank you to the increased number of members who settled by EFT, and not cash.

Considering the past 2 years of lock-down and no open days generating income, and the 2021 "Subscription holiday", your Guild desperately needed funds topped up, and the hearty response from members is appreciated and encouraging.

Regretfully, a few members have not renewed for 2022, and have not made contact with the Guild. I sincerely hope that this is either an oversight, or a decision not to renew this year, and that they are indeed all hale and hearty.

Our first Open Day for 2022 was a great success, and I for one look forward to increased contact with old friends, and hopefully NEW friends, throughout this year.

Your Treasurer,  
Merle



# Your KZNQG Committee *(in pictures)*



**<—Chairlady**  
*Sue Cameron*

**—>Registration &  
Secretary**  
*Lyn Gonzaga*



**—> Youth Pro-  
gramme**  
*Beth Barkus*



**<— Social Media**  
*Debbie Becker*



**<— Website**  
*Simona  
Damerell*

**—> Quilt Display  
Coordinator**  
*Lisé Oosthuizen*



**—> Newsletter  
and SAQG**  
*Mandy Kirk*



**<— Treasurer**  
*Merle Mulder*



Also: Vendors and Quilt Academy: Tara Hartsliet (no picture)



**Please  
Take  
Note!**

### KZNQG Open Days 2022:

5 March ✓

**28 May**

27 August

5 November

### Quilt Academy 2022:

29 January ✓

26 March ✓

**21 May**

30 July

24 September

### Directions to Holy Trinity Anglican Church Hillcrest

Address: Nqutu Rd , Hillcrest

(Quilt Academy has often been held at this venue)

#### From Durban

Take the N3 towards Pietermaritzburg. Go through the Marianhill Toll Plaza.

Take the Shongweni off ramp which is the first one after the Toll.

At the top of the ramp, turn right. This will take you over the N3 and M13 freeways.

**\*\*** Continue along this road (Kassier Road) until you get to a set of traffic lights at a T-Junction.

(It is a few kilometers. You will pass the Polo Pony Petrol Station, the Mushroom Farm, the Hillcrest Busamed Hospital and a fair number of nurseries.)

At the T-junction, turn right into Old Main Road in Hillcrest.

Go up the hill and take the 3rd left into Nqutu Road. The church is on the right hand side—corner of Nqutu and Elangeni Road.

Entrance is in Nqutu Road.

You can park in the grounds or on the verge outside the church.

#### From Pietermaritzburg

Take the N3 heading towards Durban.

Take the M13 split at the top of Key Ridge. Take the first offramp (no. 33).

At the top of the offramp veer to the left. The Mushroom Farm will be on your left.

Follow the directions from **\*\*** as per from Durban



**Raffle**

← This beautiful quilt made by Catherine Keats will be raffled at our Open Day

It is a Single or 3/4 bed size

Tickets are 3 for R20

The lucky prize-winner will be drawn at our **May Open Day**

# What's on at KZNQG Open Day 28 May 2022:

**Hall Opens:** 9am

**Quilt Exhibition:** Tollgate Guild

**Meeting: 12:15pm** (*in the church*)

**Guest Speaker:** Heidi Cox "Cotton and Silk Fabrics"

*See page 16 for more info about Heidi and what she will be speaking about) - Ed*

**DEMO 1 at 9.30 - 10.00**

HANLIE BURGER will show us how to do HALF SQUARE TRIANGLES - the easy way.

**Children's Class** (Hands-on): 10:00 (*see next page for details*)

**DEMO 2 - 11.00—11:30**

SEAN BECKER will demonstrate QUILTING WITH AN EMBROIDERY MACHINE

**Vendors**

**Tea, coffee and delicious eats!**

## **SOMETHING NEW**

I'm rather excited about the latest development within your committee. The unanimous decision has been taken to go ahead and register KZNQG with ZAPPER as a payment option for the cash we have to handle at each Open Day. To achieve this, the cooperation and assistance of each and every member will be required, and we sincerely hope that you will all be as enthusiastic as we are with this development.



Security of both KZNQG funds, and committee members moving this cash around, will be tightened with less cash to account for, and far more payments being made directly into KZNQG bank account. Bank charges will also be reduced.

So I appeal to each and every KZNQG member to please download the ZAPPER APP onto their mobile phone, and prepare for this exciting development when you attend the next Open Day, or when you decide to pay your annual subscriptions from the comfort of your home. Quilt Academy registration fees will also be able to be paid in this way, with relevant and important payment codes (known as QR codes) will all be available through the KZNQG Website.

On Open Day, buy goodies from the KZNQG Sales Table, and pay by ZAPPER. Your security increases, as you don't have to carry loads of cash to spoil yourself with the goodies on sale, or for that matter you can pay for a jolly hot cuppa and a crumb or 2 of cake. Even take a Raffle Ticket, and pay with your own, ZAPPER APP.

Looking forward to seeing everyone snapping away with their ZAPPER APP on 28<sup>th</sup> May!!

Your Treasurer, Merle

*If you do not have Zapper on your phone, there will be people on hand at the Open Day to help you set this up for you —all you will need is your credit or debit card number to do this—Ed*





# Youth Program Launch

## Calling Boys and Girls ages 7 to 13 years old!

We are excited to announce that we will have a children's class at our Open Day starting at 10am.

Each child will be able to make a small trinket basket, as well as a ribbon bracelet to take home.

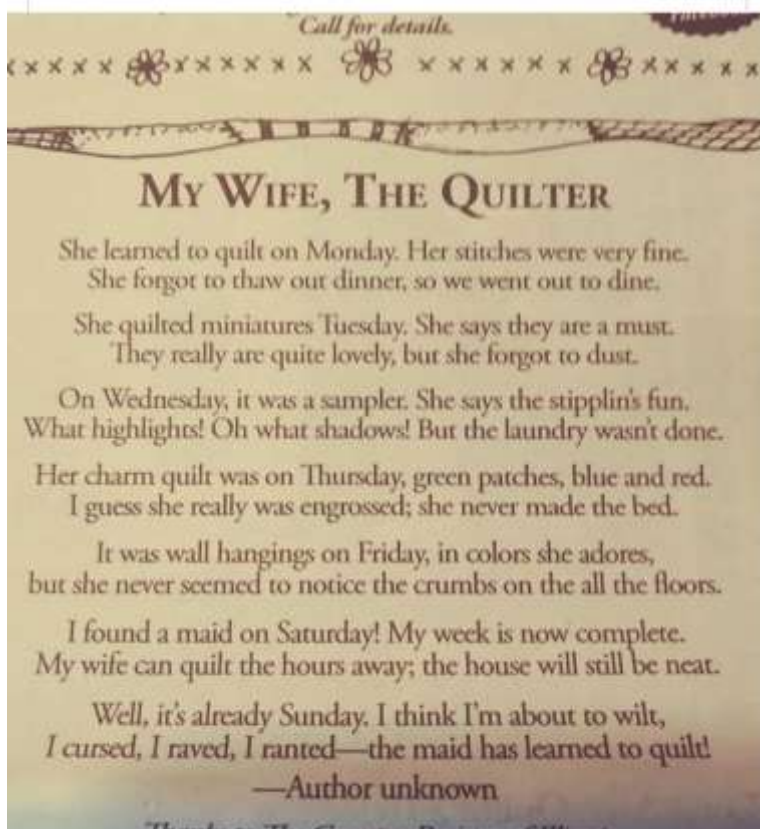
Cost R50—which includes all equipment and materials, and entrance to the quilt show.



The above are samples — colours may vary

Numbers are limited so be sure to arrive early to secure a place!

## Love to Sew!



# Heidi Cox—Guest Speaker at our Open Day 28th May

Heidi has worked in the textile manufacturing industry for over 20 years, 15 of which were in research and development for one of the largest vertical textile manufacturers in the Southern Hemisphere. This necessitated a deep knowledge of all aspects of any piece of fabric being made, from fibres, yarns to final product, as these all have a considerable impact on the performance of the final product for its end-use. In the +-12 years since the unfortunate closure of the textile mill, Heidi has enjoyed the freedom to have a variety of areas of activity and interest. She has lectured part-time at DUT. As "Fabrics Unravelling", Heidi has had the privilege to run textile workshops both in-person and on-line with people involved in downstream industries such as clothing manufacturing and retail, about fabric types and fabric behaviour with a focus on practical, application-based technical aspects of the fabrics that will affect their products' longevity, points of failure or success.

Fabrics Unravelling also offers text books and an Educational Package, which Heidi has edited since it was originally researched and passionately written by Carol Watkinson, to enhance the technical details and factual integrity with regard to textile manufacturing processes.



Heidi is the chairperson of the South African Dyers' and Finishers' Association, a textile industry professional association affiliated to the UK's Society of Dyers and Colourists, that provides a network for Southern African textile professionals and runs a long-standing 3-year part-time technical course on dyeing and finishing.

Heidi is also on the board of directors of a waste beneficiation NGO called Use-It as she's an avid "greenie" and is willing to bore you to tears about good environmental practice and waste disposal if you give her half a chance. She has spent plenty of time speaking to schools and community groups on this subject for several years.

Heidi contracts to a company in Cape Town for whom she is the regional sales manager (KZN) and national technical training facilitator for their colour measurement instruments (called spectrophotometers).

In 2021, on a bit of a whim, Heidi re-entered the academic area on the "other" side of the desk to obtain a degree-level qualification in Textile Technology at DUT and was very happy to discover that she achieved distinctions for every subject.

Heidi's hobbies include running, cycling, hiking, a bit of sewing, DIY, reluctant gardening and most things that seem like good fun. She shares her home with her ever-tolerant husband, Chris, eye-rolling son, Jarrod, 3 dogs and a cat.

 	<p><b>New New New New</b></p> <p><b><u>DIY QUIET BOOK KITS</u></b></p> <p>Create a loving and nurturing environment by making up your own Quiet Book. Want to sew it yourself...choose from a series of all-inclusive DIY kits, or order the finished product to your liking.</p> <p>No more printing of patterns, paging through ideas on Pinterest, running around finding fabric, felt and the right trimmings.</p> <p>Visit our website: <a href="http://www.Creations4kids.co.za">www.Creations4kids.co.za</a></p>



# REMINDERS

If you are coming to the KZNQG Open Day meeting on 28 May, remember to bring:

- Subs if you have not yet paid (R200 for existing members, R220 for new/lapsed)
- NOTE: there is NO card machine (we are moving towards using Zapper)
- Empty cotton reels (for KZNQG project)
- Return your filled Festival money bottles
- Bring money to spend: for tea, raffles, sales table, and of course Vendors
- Donate your good quality Quilting Items/Magazines for our Sales Table (No junk please)
- Wool for the knitters who knit for charities
- Continue to fill cushions with all your fabric scraps For SPCA. Please drop off at SPCA yourself.



## REMINDER to GUILD CHAIRLADIES/TREASURERS

R20 per non-KZNQG member must be paid over to SA QUILTERS GUILD before **end of April 2022**.

KZNQG members' fees will be paid by KZNQG.

You can pay direct into the bank account below.

### SAQG BANK DETAILS:

Name of account	SA QUILTERS GUILD
Bank and code	ABSA code 632005
Account number	9033893214



# KZNQG Open Day Report Back

We had a most exciting Open Day in March—our first in 2 years.

There was such a buzz, with quilt exhibition, vendors, information, demos, an inspirational meeting, and of course—coffee, cake and FRIENDS!

Do join us for our next meeting on 28 May —where we can re-connect with each other again.

Below are photographs to whet your appetite!

*Thanks to photographers Simona and Tara—Ed.*







Dear Quilter

We are delighted to announce our next Quilt Retreat: **Rainbow of Quilts** from 17 - 19 June 2022.

We so look forward to hosting you to an action packed weekend of creativity, quilters, delicious meals and fun & laughter while we learn many new creative techniques.

You can book a class with one of seven wonderful teachers (see below), or you can sit in the garden and do handwork or bring your machine and sit in the machine room creating your own project.

The weekend of unity, fun and camaraderie is not to be missed.

Book early to avoid disappointment.

[Click here to buy](https://www.tixsa.co.za/event/rainbow-of-quilts-skogheim-izotsha)

Looking forward to seeing you again!  
*Love from the 2024 International Quilt Festival committee.*

### Not to be missed!



Marinda de Wet has the most beautiful shop in Villiersdorp and she is one of our Vendors. Marinda has a range of the most wonderful fabrics & kits. Marinda teaches in her Country Quilting Store and is going to be sharing a demonstration with us. Join Marinda on

**Saturday evening after dinner** for a demonstration on how to make a Jelly Roll rug or floor mat. (Book on website)

Following are descriptions of each of the 7 classes to be held at Izotsha. For more info, and to book for the weekend / classes, please click on <https://tickets.tixsa.co.za/event/rainbow-of-quilts-skogheim-izotsha>

### **SHATTERED RAINBOWS with Carol Hodsdon**

This is a quilt that is designed to use up your stash of all those scraps and 'odd' fabrics.

Students will learn how to make two basic blocks, using a simple and speedy method.

The technique of how to 'twirl' and flatten seams where 8 seams meet in a pinwheel block will be taught.

Thereafter it is just a matter of sewing them together into whatever random design develops.

This is an ideal getaway class where you can sit and sew and chat with old and new friends.



## **IZOTSHA Classes 17-19 June 2022 continued...**

### **HAIRPIN CROCHET with Ruth Archer**

Taking the Old and Making it New! A new look at Hairpin crochet, which is fun and very unusual. Students will need to be able to crochet competently.

During the course we will explore some of the techniques used in hairpin crochet to make a sampler cushion. Many of the joins used to join the strips are unique and have taken much experimentation. We will be using the Hairpin loom provided in the kit. This will give you a basis to create your own patterns and articles. Other examples of completed articles will be available for you to look at and the joins will be explained. Notes will be provided. Strips of lace will be joined in various ways to create different effects. The use of different size lace strips will also be explored.



The basic technique takes a little time to master but it soon becomes very therapeutic and can be done whilst chatting away to friends. The cushion will be approximately 42cm x 42cm when complete. Alternatively, the article can be turned into a lined bag.

### **PHOTO APPLIQUÉ by Jane Renton**

From digital image to fabric

This is an opportunity to learn the technique of converting a photograph into a stunningly realistic wall hanging, whether it be a landscape or portrait.



You will be guided through the process of design techniques, fabric choice, marking, pattern development and sewing, working directly with the fabric.

To simplify the techniques, and to allow more time for learning, a photograph of a landscape will be provided. By using this photograph, you will immediately begin learning the process of working on landscape quilts without taking hours to design an individual piece! The techniques learned in this class will form an invaluable basis for creating unique and individual pieces.

### **HAND APPLIQUE CLASS with Beth Broodryk**

In this Hand Applique class pupils will explore and learn various types of Hand Applique, mostly using freezer paper.

Blocks will be selected by pupils which can be made up either into a: quilt ,  
cushions,  
table runner ,  
bag,  
or anything else that takes your fancy.



No sewing machine is required so it should prove to be a very peaceful and quiet workshop.



**FOLKSY LAP QUILT with Debbie Becker**

Join Debbie for this appliqué and patchwork class, with a difference. During the course you will create 8 naive applique blocks using sewing machine accessories and different appliqué techniques. You will also piece eight 6" blocks using 3 of Debbie's ItzaDebbie Thing packages – you don't need to own them to try them out! The lap-size quilt top will be put together and if time allows you will be able to quilt the quilt during Sunday morning's session. The binding will be a fold over from the backing.



A Preorder kit will be available to purchase @ R450 to save you time. and will include wadding, backing, fabrics - roughly 2,8 meters , couching threads, buttons and applique paper. The colour of this kit will be navy and cream fabrics.

**WHOLECLOTH MINI BOOTCAMP with Telene Jeffrey**

This 2 day class is perfect for beginner free motion quilters as well as those with a little more experience. You will be working on your own domestic machine, but the principles remain the same should you normally quilt on a longarm, frame-based system.

In the first session, Telene will take you through all the basics of free motion quilting, giving you many "ah ha!" moments along the way, so that you can also start your journey into this amazing field with confidence. She will go from the very basics for the complete beginner, to more advanced tips for the intermediate quilter.

During session 2, you will be introduced to basic rulerwork, grid work and stencils.

In session 3 and 4, Telene will guide you in designing and quilting your very own mini wholecloth quilt using a variety of stencils, designs and techniques introduced in the first 2 sessions. By the end of the weekend you should be very close to being finished!



**STUPENDOUS STITCHING with Carolyn Trezona**

This is a fun class for both beginners and more experienced quilters. Students will enjoy using the built-in embroidery stitches on their sewing machines.

They will learn to couch an assortment of decorative yarns, cording, rickrack, ribbons, strings of beads, as well as some very simple hand embroidery stitches (running stitch, lazy daisy and French knots).



Their completed piece can be used as a wall hanging, a cushion cover or for the more adventurous, a tote bag.

## **IZOTSHA November 2021 report back**

If you did not attend Izotsha last year, here are some pictures of the event. As you can see, happy and smiling faces all round!

*Special thanks to Ronel and Simona for the photography*



<— The hardworking committee who hosted the weekend

—> The Venue



—> Don't forget the shopping!!



<— Seen at Izotsha

—>An amazing quilt show of skills, diversity and astounding quilts



↓ Show and Tell - See how much can be achieved within a weekend! ↓



*Izotsha is a wonderful event, and I can well recommend you going - For a feast of quilting, shopping , learning, friends and FUN over a whole weekend! —Ed*



# Quilt Academy March 2022 Report Back

## Squared Candy Quilt by Hanlie Burger

Many of us know Hanlie Burger as the owner of Amafu with those stunning hand-dyed colours in an array of tints and shades.

Many of us might not know that Hanlie is also an excellent quilt teacher. Did I say teacher? Did you know that Hanlie has a B.Ed degree and is a recognised SAQG Accredited teacher? Oh yes!!!

One only has to see what the latest project which Hanlie is working on to know that it's in a Hanlie Burger quilt workshop one wants to be in. Hanlie teaches an assortment of quilts, arty, traditional or modern. All the colourful, achievable and beautiful.

Hanlie's teaching style is quiet but fun. She has a beautiful sense of humour that the ladies all enjoyed. There is a calming reassurance that makes the ladies feel confident and able to achieve success. One only had to look around at the attendees to see all the smiles and hear those sewing machines working hard.

In Hanlie's recent workshop, many ladies completed several blocks in their chosen size. Hanlie was always available to explain and answer any questions the ladies had.

The quilt block samples that Hanlie brought along were vibrantly colourful; the techniques in creating the block were easy to follow and allowed any level of quilter to whip up a quilt for someone in no time. It is a no stress-no fuss quilt.

Many thanks must go to the KZNQG for setting up this initiative and to Hanlie for giving up her time to teach on a Saturday. Additional thanks to Lyn Gonzaga for her kind assistance with the attendees in the class. Tara Quilt Academy Co-ordinator [083 876 5499](tel:0838765499)


See what the delegates made on the day  
— lovely!



Colleen Aldous



Katherine  
Guttenbrummer



Merle Mulder



Christa Booyens



Bronwen Heath

Sample Quilt



Helena Brooks

# ARTY FARTY GROUP

Our love for quilting and fibre arts brought us together to form THE ARTY FARTY GROUP KZN in 2013. There are eight members in our group and they are Allison Moorcroft, Gill Lewis, Hanlie Burger, Lyn Gonzaga, Mary Foulis, Sarojani Naidoo, Sheila Nichol and Zelda Martin.

We meet once a month at the studio of Sheila Nichol.

Not every meeting is spent sewing and working with fabrics. Sometimes we do dyeing, mosaics, painting and art theory and sometimes we may just chat and enjoy a delicious tea.



In 2014 we decided on doing our first group quilt - "A RIVER RUNS THROUGH IT". On a large piece of fabric, we drew a river running through it. This was cut into panels and each member completed a panel which were then all lined up to form the quilt.

In 2015 we did "ISIMANGALISO". We entered this quilt into the Taiwanese Quilt Show 2016. The mandate was to save the environment. The quilt was based on the ISIMANGALISO Wetland Park in South Africa. It was an excellent example of how the estuary had been saved and restored.

In 2017 we made the quilt "EARPLUGS". After a visit to the Phansi museum we were inspired to make this quilt. The earplugs were traditionally worn by the African people.

In 2018 we did "H2O - THE NEW GOLD". This quilt was inspired by the water scarcity in South Africa.

In 2019 we made "AFRICAN PROTECTED TREES". This was inspired by the deforestation happening in the world. This quilt depicts protected trees in Africa.

We also made a quilt for the 2016 AIDS Conference in Durban and this quilt now hangs in the offices of SANAC. (South African National Aids Council).

Our group has entered quilts in South African Quilt Festivals, The World Quilt Show and also into the Taiwanese Quilt Festival.

In meeting and working together we have fostered a great friendship, camaraderie building, a great team spirit and learning from each other.

We generally meet and plan and discuss and then work in our own spaces.

Our aim in making these quilts is to stimulate creativity in ourselves and others and learning from each other and inspiring others to do the same.

In 2022, we are working on an exciting new project, a project that is a little different. This is under wraps and hopefully will be revealed in The Quilt Festival in Cape Town in October 2022. We are definitely looking forward to this new creation which is going to involve many meetings and brain storming together.

We hope we have inspired other quilters to get together and create.

In the world that we live in today we need art and creativity in whatever form in our lives. This will motivate us and bring us joy in a thousand different ways.

Sarojani Naidoo & Lyn Gonzaga

*See pictures of the Arty Farty group quilts overleaf*



**Arty Farty group continued...**



A River runs thru it ↑

—> H2O - The New Gold



↑ AIDS Quilt

Earplugs ↓



Isimangaliso ↑

MY LAST WILL AND  
TESTAMENT TO MY CHILDREN:  
BEING OF SOUND MIND  
I SPENT ALL OF MY MONEY.  
YOUR INHERITANCE IS IN  
MY CRAFT ROOM.  
LOVE, MOM

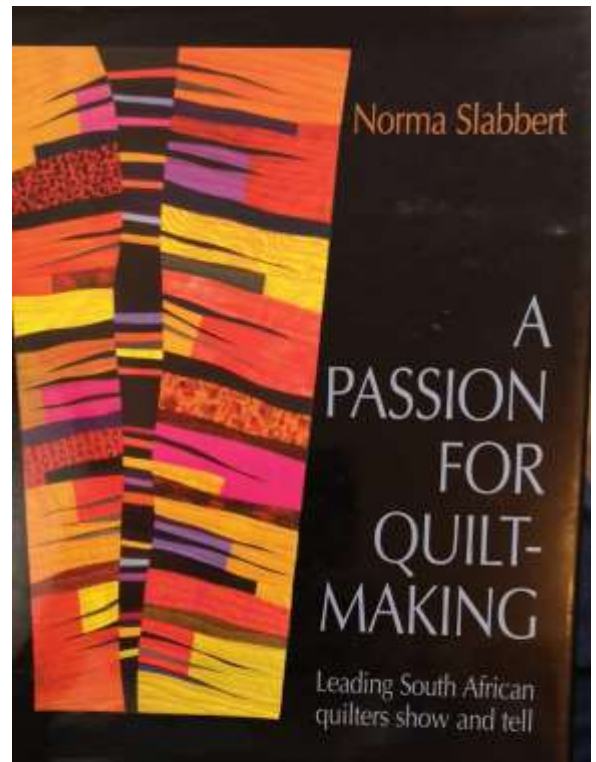
<—African Protected Trees

## Tune into your creativity

From "A Passion for Quilt-Making" by Norma Slabbert

Jutta Faulds has a deep understanding of quilt makers and students who say "I can't do it". She gives the following advice to students:

- ⇒ Take your work seriously. If you don't, no-one else can be expected to.
- ⇒ When poised to start your new piece, fear, confusion, and the desire to procrastinate are stronger than ever.
- ⇒ Make space for your work; both physically and in your timetable. Say to yourself and others that you are working.
- ⇒ Be disciplined. Your work time should be regular: one hour a day; two days per week; every Saturday etc And stick to it.
- ⇒ Do something constructive on your work day; if you have no ideas in your head, sort fabrics, iron rumpled bits, piece small bits together, make a drawing or two. But work.
- ⇒ Think about your work in the shower, in the car, at the table or in bed.
- ⇒ Keep looking at the world around you, at other people's work, and most of all, at your own work.
- ⇒ Divide your project into stages: creative and thinking time, semi-mindless slog, or reflective and maturing time.
- ⇒ Don't use the words "only", "never" or "must" when talking about your work.
- ⇒ As far as time, money and energy go, find low-investment ways of taking risks and experimenting.
- ⇒ Most pieces look doomed early on. What they need is mental and physical application.
- ⇒ Don't feel you have to dominate a quilt.
- ⇒ If you don't know what to do with the top right-hand corner of your quilt work on the bottom left-hand corner.
- ⇒ Don't make major decisions, let alone in-roads into your project 10 minutes before packing it in for the day.
- ⇒ Be alert to happy accidents. It could open new doors.
- ⇒ Don't be afraid to start a new project before finishing your current one. If the time is right, go for it. Your current piece will probably benefit from a bit of constructive neglect.



*The above was read out at the last KZNQG Open Day in February, and many members asked for this to be added to the Newsletter so that they could read it again*



# FESTIVAL 2022 PRESS RELEASE

GHQG gladly announce that they will host the National Quilt Festival from 5-9 October 2022. We would like to invite everyone to attend this event. It will be wonderful to get together as quilt lovers once again.

The Quilt Festival will take place at Rhenish High School in Stellenbosch.

## Quilt Competition and Exhibition

We hope all quilters are busy working on their master-pieces to enter the Quilt Competition. We will also have a display-only category for quilters who do not want their quilts judged. Please go to our website to view the different categories and rules for entry. The relevant dates are published on the home page.

<http://www.goodhopequiltersguild.org.za/festival2022/south-african-national-quilt-festival-competition-categories>

For your own and all festival attendance, please make sure that you are fully vaccinated before this event that we have all been waiting so long for.

We can't wait to welcome you in Stellenbosch!

*Marié du Toit*

*Festival Director*



## **Important Festival Dates:**

- 1 May: Festival Program published on website
- 23 May: Festival Registration, Classes and Quilt Entries open
- 22 July: Quilt Entries Closed
- 1-14 August: Quilts delivered for Festival
- 5 October: Exhibition opens at 09.00!

I Am ALWAYS  
Doing WHAT I  
CANNOT DO YET,  
IN ORDER to LEARN  
How to DO it

VINCENT VAN GOGH



## Kainon Quilters

My name is Lyn Berry and I have been a teacher at Kainon School in Westville for the past 9 years. Quilting has been a joyful hobby for me for a little over a decade, and all I have learnt has been self-taught. I have enjoyed the creativity of making beautiful quilts, using beautiful fabrics and my own imagination.



Unami and Arabella using the sewing machines

When I started working at Kainon, I found out that teachers were required to host an extra mural of their choice. Naturally, I decided to offer quilting as my extra mural as I couldn't pass up the opportunity to share the love and passion of learning a new talent. I had a few girls join my Quilting Club but unfortunately, once those girls graduated from Kainon, there was not much interest in the younger girls to join, and I had to drop quilting as my extra mural.

A few years passed, and I decided to give my quilting extra mural another go. I had five girls join up!

On their first lesson, the girls arrived eager to learn. I taught them the basics of a sewing machine and how to use it. They loved learning this new skill.

The girls learnt quickly and I had my budding quilters! They looked forward to Monday Quilting Club and loved watching as their quilts took shape.



<—Hannah and Kashmir in the process of pinning



Leah and Unami cutting fabric

—> Arabella holding the first row she sewed



My Kainon Quilters have blown me away with their enthusiasm and their eagerness to learn and create. Each week taught them a new step in the quilt-making process.

I have only been able to teach them a small bit of what I know, but I hope that this has ignited a desire in each of these girls to keep on creating.

Throughout the term, I have had more children come to me asking about quilting and sewing. They have been interested in watching the girls finish off their quilts using the sewing machines and have marveled at the finished products.

*Continued overleaf...*



## Kainon Quilters *continued...*

My girls have done themselves proud with the quilts they have sewn, and I am so excited for the upcoming months. I began my Kainon Quilting Club with a handful of students and it has grown to include fifteen children as of next term!

Mrs. Sharon Sweet, also an avid quilter, was so excited to see the photos and hear the progress of the Kainon Quilting Club that she shared the news with her own quilting club and word got out that Kainon had its very own Quilting Club! My girls were very excited to hear that the news of them learning to quilt had reached as far as America!

There are so many possibilities and I look forward to what the future will bring.

When life gives you scraps, make a quilt!



Leah, Hannah, Kashmir, Unami and Arabella  
holding their completed quilts.



# Get Connected

We continue to bring you links to exciting **events, articles and groups** on the internet.

How Instagram opened a new world for Welsh quilting: <https://www.bbc.co.uk/news/uk-wal>

Watch Emily Taylor—the Collage Quilter <https://youtu.be/rtUAFqAO-kM>

If you have ever wondered how sewing machines work, this is for you, then watch "The Secret Life of the Sewing Machine Tim Hunkin" <https://www.youtube.com/watch?>

The advertisement is split into two vertical panels. The left panel has a dark background with a subtle floral pattern. It features a white logo of a sun rising over a stylized horizon. Below the logo, the text 'AMAFU' is written in large, bold, white capital letters, followed by 'HAND DYED FABRICS' in smaller white capital letters. Further down, a paragraph reads 'We sell high grade cotton fabrics in an array of colours and patterns.' At the bottom, contact information is listed: 'Contact Hanlie', '031 764 1312', 'admin@amafu.co.za', and 'www.amafu.co.za'. The right panel shows a close-up of a quilt with a complex, multi-colored geometric pattern, including various shapes like triangles, squares, and circles in shades of brown, tan, and black.



## **ROYAL SHOW update**

There WILL be a Royal Show this year!!!! The dates are **27<sup>th</sup> May to 5<sup>th</sup> June 2022**. There will only be 2 more shows in the current venue (this year and next year). We will have to wait and see what will happen in the future.

Sadly with regards the Arts and Crafts Hall where we have our Quilts on display (along with many other craft exhibits), due to the drop in exhibits over the years this has had to change.

This year, the Royal Show Committee have invited Quilters to display their Quilts in the hall as an exhibition only. It will not be a judged show as in the past as we were only invited this month to put it all together. Please visit the Show and see what the Quilters together with the Cake decorators have on show. You will not be disappointed!!!

At last some Good News!!!! There will be a Royal Show next year 2023. It will be a judged show so we would like you all to start making a quilt or two (or even three!)

There will only be four CATEGORIES:

1. BED QUILT. no side longer than 2.5m
2. WALL QUILT TRADITIONAL no side longer than 1.5m
3. WALL QUILT INNOVATIVE no side longer than 1.5m
4. A QUILT MADE FOR A CHILD. this is a fun category and could be a cot quilt or a bed quilt no side longer than 1.8m.

These quilts will be able to be entered in the 2024 Festival so please Quilters get stitching and make your entries. We are counting on you all.

*Yours in Quilting*

*Marline Turner*

↓ Below is a clever idea for storing your Sewing machine Accessories



# Guild News

## QUEENSBURGH QUILTERS

We held our AGM on the 12<sup>th</sup> March 2022 and it was good to gather together again after the end of year break.

Lorette Kerr offered to be the Chairlady for the next two year term, with Lynn Gait remaining as Treasurer and Annette Lee ably taking over as Secretary. We are looking forward to a productive year!

Our Round Robin projects are progressing nicely and we only have two more rounds to do before they are returned to their owners! What anticipation!! The challenge is that we are to experiment with Modern Quilt designs and think differently! Watch this space!

We did a tally of the Love Quilts we are busy making for the 2024 Festival and will have 9 ready soon.

Magda donated some of Joy's fabric to the Community Quilters' Group for their work and they gave her four quilts to donate to the Cleft Palate charity which Joy supported so passionately. Magda has also lovingly completed most of Joy's works in progress and returned them to her family.

Our thoughts and prayers went out to Leanne Stewart at the end of March when her Dad passed away.

Our newest member, Rachael Cooper, had a massive 8 hour back operation on 24<sup>th</sup> March and we are praying for her comfort and recovery.

Queensburgh Quilters is a small group of only 7 members and, as such, our meetings have been sporadic these past couple of years but we continue to meet as and when we can as we value the strong bonds which we have formed with each other over the years and our love of quilting unites us as always.

Lorette Kerr

One of Joy Juckes crochet UFOs that Magda finished



Love quilt Magda put together with Joy's blocks for our 2024 festival



Lorette Kerr





# SHEFFIELD NITE OWLS

Phew I'm so glad that the temperature is finally dropping a few degrees and I can now hold my needle without it constantly sliding out of my fingers.

Sheffield Nite Owls have had a fairly busy three months since the last news letter. At our February meeting we were delighted to welcome Sue Cameron and May-Genie to our meeting. We had picked the Nature Page from Sue's fabric journal and we all learnt new techniques and had a really fun morning. It always amazes me that although we all start with a similar kit, the end result is so different.

In March Fiona demonstrated the Manx patchwork for us. Traditionally this is a handsewn project that originated in the Isle of Man, hence the name. There are various designs loosely based on the log cabin design. It was another very enjoyable morning and most of us managed to complete at least one square.

The April meeting saw us tackling the Boro technique ably demonstrated by Yonah. We have a club stash which needed using, so we grabbed most of our fabric pieces from there - some people carefully colour coordinating, while others did some stash busting with an 'anything goes' mentality. This is also traditionally a hand-sewn project and Yonah has made some incredibly large quilts using this technique but one can just as easily complete a project on the machine if hand sewing is not your thing.

We are a small group of quite diverse personalities but I really so look forward to our monthly meetings and the patchwork and quilting techniques that we share with each other

Till next time - happy quilting  
Sue



*A special shout-out to Sheffield Note Owls who send us news and pictures for every newsletter! - Thank you! - Ed*

Shobha Pillay



Work in progress



# SHEFFIELD NITE OWLS continued



Fiona Walker



Sioban Hood



Sylvia Edwards  
↓  
Manx patchwork

<—Rosa Fourie



—> Boro patchwork  
Yonah Govender







# MEANDER

*Quilters Guild*

When we decided to resume our meetings we were hit with a setback. The venue where we met was no longer available on the days when we wanted to meet. So now our meetings are on the third Wednesday of the month at St Luke's Church Hall from 2-4pm.

Here are some pictures from our last meeting when we had a hand workshop to make Suffolk Puffs.

Janet Waring

A happy afternoon of  
Sewing!





# MIDLANDS Quilters Guild



With some excitement, the MQG members reconvened on a sunny Thursday in January, after 22 pandemic months. The buzz was electric, as everyone recognised fellow members behind masks – which were, by and large, abandoned by the time we'd had tea and eats. What a joy to see others' work in 3D, close-up and personal at last!

At the February meeting, we were delighted to hand a cheque for R11,000 to Jes of the Jes Foord Foundation, following a successful raffle of quilts at 2021 Spring Open Gardens. A very stout effort on the part of all MQG members involved in the initiative! In the past, the Pmb Garden Show provided a wonderful opportunity for ticket sales, but this has now fallen away.



A bumper Show and Tell session followed, with a quilt display to rival Izotsha last year.



In March we held our AGM as a catch-up for the long 'closed season'; and realised that in terms of our Constitution, with the financial year running from January to December, this makes more sense than holding it in October. This switch will be made going forward.

At this meeting, we also did a census of Love Quilts for the KZNQG Festival 2024, and again, there were simply too many quilts to hang. The inclement weather did not allow us to make a magic carpet on the lawns either. Below and over the page are some of our love quilts already completed.





# MIDLANDS Quilters Guild ...*continued*

Close ups of Love Quilts:



Midlands and Hayfields' guilds put on a bumper show of Love Quilts at the March meeting, also celebrating International Quilting Day two days later.

Our three 'Hexie Queens' – Marinda, Lynda and Marline – gave us a superb display and demo of their hexie quilts with tips.



On the back of this, Marline offered to teach a class using hexies, for the Midlands who cannot so easily travel to Durban for Quilt Academy classes now that fuel is so costly. The proceeds from our 'Midlands Quilt College' will be going to the KZNQG Festival account. Thank you, Marline! A dozen of us gathered at her venue on 5 April to learn from our revered 'pro' and had a most wonderful day.

Sarah





## Help your committee raise funds

By purchasing a bag kit  
These little bag kits are for sale for R100 each.  
Everything you need to complete the project,  
along with comprehensive instructions,  
is included in the kit.

Now on sale at Bernina on Broadway, Durban  
North  
or call Sue Cameron on 0828549883 to collect in  
the Highway area.



<— On sale at our Open Day

*These make wonderful gifts!*

*Make them and give the completed bag to a non-sewer, or give the kit to a sewer for them to make themselves — Ed*



## Festival 2024 Love Quilts

Have you made a Love Quilt for Festival 2024?

We are wanting to assess how many love quilts have already been made ( we have no idea and are hoping there are many!)

If you have made a love quilt/s, please can you send how many to Debbie Becker on

[beckerdebbie38@gmail.com](mailto:beckerdebbie38@gmail.com)

Please give her the following information:

- Your name / Organisation(eg a guild)
- Contact phone number
- Email
- How many quilts you have completed so far

Thank you very much!



# QUILTERS by the SEA GUILD

This guild has now restarted as a group which meets face to face and who are committed to sewing a new project every month. Our goal is to make as many Love Quilts as possible for Festival 2024.

During March Debbie showed the ladies how to make a Mosaic block and all participants were inspired to start creating blocks using a large packet of scraps which was donated to the guild.

The first Love Quilt has been completed and all the ladies are so excited with the new ideas.

The April meeting was a bit washed out due to the rains. However those who met got busy learning to hand stitch a paper pieced block. This block is a project being run by the Quilt Festival 2022. It is called the Sara Dreyer Kwilt, you can find the details here: [Sara Dreyer Kwilt \(1805\) \(goodhopequiltersguild.org.za\)](https://www.goodhopequiltersguild.org.za).

We are looking forward to seeing the blocks each lady has made in May.

The guild is meeting on the second Wednesday of each month. The venue is in a home and so there is a limited number of members who can be accommodated.



# KZN Guilds Information

<b>Guild Name</b>	<b>Area</b>	<b>Contact</b>	<b>Cell</b>	<b>Email Address</b>	<b>Monthly Meeting Date</b>	<b>Time</b>	<b>Venue</b>
<b>Cottage Patch</b>	Amanzimtoti	Adri Pienaar	084-5809996	<a href="mailto:pienaar.adri@gmail.com">pienaar.adri@gmail.com</a>	1 <sup>st</sup> Monday	9 - 12pm	Methodist Church
<b>Sheffield Night Owls</b>	Ballito	Sue Freckleton	084-515 6769	<a href="mailto:suefreckleton@gmail.com">suefreckleton@gmail.com</a>	2 <sup>nd</sup> Saturday	9am	Above Cosi Crafts
<b>Quilters-by-the-Sea</b>	Durban North	Debbie Becker	083-7785247	<a href="mailto:bernina@berninadbn.co.za">bernina@berninadbn.co.za</a>	1 <sup>st</sup> Wednesday	9h30am	Members' homes
<b>Tollgate</b>	Berea/ morningside	Beth Barkus	082 820 0689	<a href="mailto:beth@barkus-agencies.co.za">beth@barkus-agencies.co.za</a>	4th Saturday	2-4pm	Burman Bush Scout Hall
<b>Sew Wot</b>	Hillcrest/ Waterfall/Forest Hills	Simona Damerell	082-974 5269	<a href="mailto:simona.damerell@gmail.com">simona.damerell@gmail.com</a>	2nd Sat	9am - 3pm	Members' homes
<b>Midlands</b>	Hilton	Sarah Tilbury	082-335 4598	<a href="mailto:sacoltil@mmweb.co.za">sacoltil@mmweb.co.za</a>	3 <sup>rd</sup> Thursday	9h30am	Hilton Methodist
<b>Meander quilters</b>	Howick	Christine Wassung	082-8752384 Christine	<a href="mailto:christinew2306@gmail.com">christinew2306@gmail.com</a>	3rd wed	2-4pm	St. Lukes Hall Howick
<b>Quilting@Home</b>	Ixopo	Shirley Cole	0722756180	<a href="mailto:dcollection@futurenet.co.za">dcollection@futurenet.co.za</a>	1 <sup>st</sup> Saturday	9.30-5pm	Members' homes
<b>Kloof Country</b>	Kloof	Karen Krause	082-567 4818	<a href="mailto:krausefam@polka.co.za">krausefam@polka.co.za</a>	1 <sup>st</sup> Tuesday	9.30 - 12	Sarepta church
<b>Village-Grassroots Quilters</b>	Kloof	Colleen Roberts	083-3114647	<a href="mailto:colleen130272@gmail.com">colleen130272@gmail.com</a>	2 <sup>nd</sup> Monday	9h30 - 12pm	Methodist Church, Kloof
<b>Hibiscus</b>	Margate	Lynne Roborg-Coke	079-2488854	<a href="mailto:adcoadmin@myconnection.co.za">adcoadmin@myconnection.co.za</a>	4 <sup>th</sup> Tuesday	9h30am	Margate Retirement Village
<b>Hayfields Quilters</b>	PMB	Susan Rencken	074-126 6099	<a href="mailto:quiltingstudio1@gmail.com">quiltingstudio1@gmail.com</a>	Last Tuesday	2-4pm	Maritzburg West Bowling Club off Victoria Rd
<b>Queensburgh Quilters</b>	Queensburgh	Lorette Kerr	083-5203926	<a href="mailto:lolkerr@gmail.com">lolkerr@gmail.com</a>	2 <sup>nd</sup> Saturday	2-4pm	Members' homes
<b>Pleasure Time</b>	Scottburgh	Lynette Sainsbury	072-2218911	<a href="mailto:lynette.sainsbury@gmail.com">lynette.sainsbury@gmail.com</a>	3rd Thurs.	2pm	Dutch Reform Church
<b>Underberg Patchwork Guild</b>	Underberg	Rosemarie Kriel	083-4402935	<a href="mailto:rosemarie.kriel@gmail.com">rosemarie.kriel@gmail.com</a>	4th Tuesday		Members' homes