



KZN Quilters Guild

Newsletter No 130—February 2022



ILLUMINATE YOUR CREATIVE SPIRIT

with the **LIMITED B 790 PLUS CRYSTAL EDITION**

ADORNED WITH SWAROVSKI® CRYSTALS



CRYSTALLISE YOUR INSPIRATION.

Get inspired by the sparkle of crystals! The B 790 PLUS Crystal Edition will charm you with real Swarovski® crystals and the new high-performance Embroidery Module incorporating BERNINA Smart Drive Technology (SDT).

Enjoy an elevated embroidery experience with enhanced stitch quality, smoother and quieter movement and up to 55% higher embroidery speed.

Bundled with a Crystal Edition Inspiration Kit containing two additional presser feet, a USB stick with exclusive Crystal Edition embroidery designs and real Swarovski crystals.

This **limited edition** machine offers everything you need to tap into your creativity.

Visit us online at www.berninadbn.co.za or stop by our store

BERNINA Durban on Broadway, Durban North to experience the magic.

Call 031 5649112/ 0763104441 (whatsapp number)

In this Edition:

From the Hot Seat	Page 4
Showcasing...Bev Rebelo	Page 5
KZNQG Committee	Page 11
KZNQG AGM & Open Day	Page 12
Festival 2022 Press Release	Page 16
Izotsha 2022	Page 17
Quilt Academy	Page 19
Get Connected	Page 20
Cutie and the Frame	Page 21
In Memoriam	Page 22
Guild News	Page 26
List of Guilds	Page 38

QUIRKY quilter

Let me quilt your quilts
for you...



TWIG 083 449 1800
twigg@telkomsa.net



Fabrics Unravelled©

A division of PAW Tech CC

Is your fabric badly behaved or just misunderstood?

Fabrics Unravelled can help, we offer:

- ♦ Books and learning materials with physical samples
- ♦ Textile Training Workshops
- ♦ Online modules (off the shelf & bespoke)
- ♦ Practical interactive learning with industry experts

Contact: HEIDI COX

0827064283

fabrics@fabricsunravelled.co.za

www.fabricsunravelled.co.za

Affordable rates and Practical Advice

FROM THE HOT SEAT

Hi fellow quilters of KZN

Since the last newsletter was produced, we have had our Local Is Lekker Quilt Retreat; and, wow, what a retreat it was!

We spent an entire weekend in stitching bliss. We made bags for the cancer patients at Grey's Hospital. We did wonderful classes with 7 very experienced teachers. We met up with old friends and made some new ones. We laughed until we cried. We spent many happy hours looking at beautiful quilts and shopping for quilt related goodies.

The most important realization for me was how much we all just really needed to be together again.

This year we are having another retreat with a Quilt Competition. So, start thinking about the quilts you would like to make. The quilts that you enter at Skogheim can also be entered into the National Festival which is coming up in CapeTown in October. I encourage you to go to the festival website to check what categories there are. <http://www.goodhopequiltersguild.org.za/festival2022/>

So, ladies, start saving your money, put the dates 17-19 June in your diaries because you certainly don't want to be sitting at home alone while the rest of us are having a wonderful time at the "Rainbow of Quilts" Quilt Retreat at Skogheim.

Yours in stitches

Sue

Quilt on the Cover

"Babwe" by Bev Rebelo Zimbabwe 2017

- Read our article on Bev and feast your eyes on her many quilts—Ed

showcasing--Bev Rebelo

In Bev's words:

As a young girl, growing up with Barbie dolls, I learnt to cut and sew clothes on a vintage hand Singer sewing machine.

During my teenage years I made all my school uniforms and clothes, to stretch my allowance!

My first patchwork quilt was made after I finished university and had my own apartment. It had no quilting, as batting was not available where I live. Slowly my repertoire of skills increased with the inception of the Harare Patchwork and Quilting Guild in 1986.

Initially my love was for hand applique, English Paper Piecing and hand quilting. As the number of quilt tops increased, I realised I needed to improve my machine quilting. In 2008 I won a Bernina, with a BSR attachment, in Canada, which changed my quilting style. I moved away from traditional patterns and started designing my own patterns, printing photos on cloth and thread painting.

Now I strive to make a mark in the quilting world, using African fabrics and depicting African scenes, using techniques I have adapted to suit my style.



Bev is an SAQG Accredited Judge (2010) and SAQG Accredited Teacher (2015)

She has judged, taught and exhibited quilts all over the world.

She is also a South African Master Quilter (2017). She has won many quilt awards with her unique African style.

Detail of "Babwe" - see front cover for complete quilt
↓



African Savanna
↓



showcasing--Bev Rebelo



<— "Belore"
(anagram of Rebelo)

Detail at right —>



<— Lucky Bean

—> Cinderella and
Ugly Sisters



Kariba Haze ↓



—> Feather-
weight" This
was for a
challenge called
'Light'.

It won the
challenge!

Zoom in and
see the guinea
fowl feathers—
Ed



showcasing.. Bev Rebelo



<— Blue Gnu



<— Warthog



Chameleon ↓



<— Hoepoe
raw edge
applique,
extensively
thread painted



<— Untitled
An experiment
Bev did using
muslin cloth to
create texture

—> Liz-
ards in the



Showcasing - Bev Rebelo



<— Gear Box

With detail at right —>



<— Petal

With detail at right —>



↓ Yellow Yellow



↓ Kenyan Slums



Showcasing - Bev Rebelo




↑ Ladies



↑ Ankole

↓ Zebra



—>
Giraffe with
Egrets

showcasing Bev Rebelo



<— Workshop sampler

Panels from various workshops Bev attended.

Can you spot the one from Paul Schutte's curves

workshop?



<— Snarling Lionesses

Pangolin ↓



Tortoise foot—Photo by Bev, printed onto fabric and thread painted ↓



The Committee



Sue Cameron	Chairlady	082 854 9883	ashsue@iafrica.com
Lyn Gonzaga	Registration & Secretary	083 463 7729	lyngon@telkomsa.net
Merle Mulder	Treasurer	083 261 2704	merlemulder7@gmail.com
Tara Hartsliet	Vendors and Quilt Academy	083 876 5499	tarahartsliet@gmail.com
Mandy Kirk	Editor & SAQG Rep	082 451 9773	kirkdm@global.co.za
Simona Damerell	Website	082 974 5269	simona.damerell@gmail.com
Debbie Becker	FaceBook	083 272 4022	beckerdebbie38@gmail.com
Vacant	Quilt Display Coordinator		
Vacant	Catering		
Vacant	Youth Programme		

To visit our Website [Click here](#)



We welcome your contributions to the Blog and feedback on what you would like to see on the Website.

Please email simona.damerell@gmail.com

FaceBook— [Click here](#)

Flying Geese

◀ ▶

Square in a square

◻ ◼ ◽ ◾ ◿ ◻ ◼ ◽ ◾ ◿

Hexagons

⬡ ⬢

Equilateral triangles

▲ ▼ ▴ ▾ ◀ ▶ ◁ ▷

Half Square triangles (HST)

◼ ◽ ◾ ◿

Cathedral windows

✧ ✨ 🌸 🌹 🌺

All these shapes are taken from Fonts - they clearly like quilt designs!



The Mysteries of Baltimore Album Quilts:

4 panelists ~ 100 Years of Obsession

A conversation with panelists:
Deborah Cooney
Mimi Dietrich
Nancy Kerns
Ronda Harrell McAllen
and Meg Cox, moderator

free TEXTILE TALKS virtual program

Wednesday, February 16
2pm EST

presented by: Quilt Alliance

in partnership with: Quiltfolk

<—

This panel discussion will take place on Wed February 16 2022 at 2pm EST

(16 Feb 21:00 SA time by my calculations)

Click here to register (free)

<https://quiltalliance.org/events/textile-talks/>

This should be very interesting!
- Ed

Notice of the Annual General Meeting

In accordance with the Constitution,
members are hereby given due notice of the

KZNQG ANNUAL GENERAL MEETING

to be held on Saturday 5 March 2022 at 12H00

Venue: St Dominics Catholic Church, Hillcrest.

Members are reminded that subscriptions
Of **R200** are due at or before the AGM – [no membership increase for 2022!](#)

<<<>>>

COMMITTEE 2022

COMMITTEE NOMINATION FORM – 5 MARCH 2022

Name:.....Telephone:.....

Proposed by:.....

Seconded by:.....

Signature of Nominee:.....

Please email completed forms back to Sue Cameron (ashsue@iafrica.com) or bring along to the AGM.

**A reminder to all members that 2022 subscriptions fall due 01 February 2022,
and it would be appreciated if payment is made as soon as possible.
Ideally, we would appreciate EFT payments into the following bank account:**

**ABSA – branch 632005
A/C NAME: KZNQG GENERAL
A/C NO.: 9314008325**

Reference: “Your name” 2022 Subs

Amount: R200 (no increase)



Please Take Note!

KZNQG Open Days 2022:

5 March
28 May
27 August
5 November

Quilt Academy 2022:

29 January ✓
26 March
21 May
30 July
24 September

2022 SUBSCRIPTIONS

A reminder to all members that 2022 subscriptions fall due 01 February, and it would be appreciated if payment is made as soon as possible. Ideally, we would appreciate EFT payments into the following bank account:

ABSA – branch 632005
A/C NAME: KZNQG GENERAL
A/C NO.: 9314008325

Directions to St Dominic's Catholic Church in Hillcrest

Address: 1 Mill Road, Hillcrest

From Durban

Take the N3 towards Pietermaritzburg. Go through the Marianhill Toll Plaza.

Take the Shongweni off ramp which is the first one after the Toll.

At the top of the ramp, turn right. This will take you over the N3 and M13 freeways.

**** Continue along this road (Kassier Road) until you get to a set of traffic lights at a T-Junction.**

(It is a few kilometers. You will pass the Polo Pony Petrol Station, the Mushroom Farm, the Hillcrest Busamed Hospital and a fair number of nurseries.)

At the T-junction, turn right into Old Main Road in Hillcrest.

Go up the hill and you will see the church on your left.

Turn left into Mill Road. Use the second gate into the church.

You can park in the grounds or on the verge outside the church.

From Pietermaritzburg

Take the N3 heading towards Durban.

Take the M13 split at the top of Key Ridge.

Take the first offramp (no. 33).

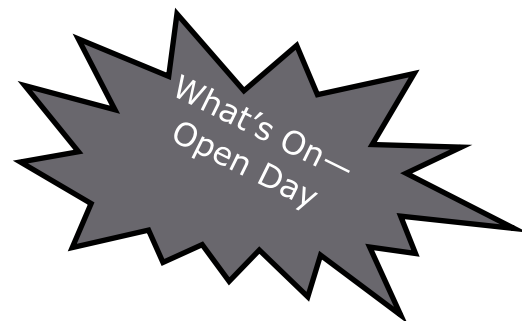
At the top of the offramp veer to the left. The Mushroom Farm will be on your left.

Follow the directions from ** as per from Durban



What's on at KZNQG Open Day 5 March 2022:

Quilt Exhibition: the late Jutta Faulds
(including her wearable art)



Meeting:

- Annual General Meeting
- Chairlady's report
- Treasurer report
- Nomination of office bearers
- Other

Guest Speaker: Sue Ackerman will speak on Jutta's life and artworks.

Demos:

1. CAROL HODSDON from 9.30 to 10.00 will demonstrate **Triangle Gems**

These versatile triangle gem units can be arranged in a multitude of ways to create as many different designs as your imagination allows.

A quick and easy method of construction will be demonstrated. An ideal design to use up your stash of scraps.



2. MARGE GATTER from 10.30 to 11.00 will demonstrate how to make

3- dimensional leaves.

These can be used to embellish quilts very effectively.



Vendors

Tea, coffee and delicious eats



<— This beautiful quilt made by Catherine Keats will be raffled at our Open Days
It is a Single or 3/4 bed size
Tickets are 3 for R20
The lucky prize-winner will be drawn at our May Open Day



REMINDERS

If you are coming to the KZNQG Open Day meeting on 5 March, remember to bring:

- Nomination forms for Committee positions
- Subs if you have not yet paid (R200 for existing members, R220 for new/lapsed)
- NOTE: there is NO card machine
- Empty cotton reels (for KZNQG project)
- Return your filled Festival money bottles
- Bring money to spend: for tea, raffles, sales table, and of course Vendors
- Donate your good quality Quilting Items/Magazines for our Sales Table (No junk please)
- Wool for the knitters who knit for charities
- Continue to fill cushions with all your fabric scraps For SPCA. Please drop off at SPCA yourself.

REMINDER to GUILD CHAIRLADIES/TREASURERS

R20 per non-KZNQG member must be paid over to SA QUILTERS GUILD before **end of April 2022**.

KZNQG members' fees will be paid by KZNQG.

You can pay direct into the bank account below.

SAQG BANK DETAILS:

Name of account	SA QUILTERS GUILD
Bank and code	ABSA code 632005
Account number	9033893214



FESTIVAL 2022 PRESS RELEASE

GHQG gladly announce that they will host the National Quilt Festival from **5-9 October 2022**. We would like to invite everyone to attend this event. It will be wonderful to get together as quilt lovers once again.

It will be at Rhenish High School in Stellenbosch as we originally planned before Covid threw a spanner in our wheels! Unfortunately, we cancelled our overseas teachers to minimize risks due to an unexpected twist of events as we have just experienced.

We also moved it to the October school holiday so that the Festival is outside our rainy season.

Vendors

We have 20 vendor spaces of 3m X 3m in the hall. Bigger spaces are available in 5 ground-floor classrooms. Please apply for this with Jean Downing at 4jeandowning@gmail.com


Quilt Competition and Exhibition

We hope all quilters are busy working on their masterpieces to enter the Quilt Competition. We will also have a display-only category for quilters who do not want their quilts judged. Please go to our website to view the different categories and rules for entry. The relevant dates are published on the home page.

<http://www.goodhopequiltersguild.org.za/festival2022/south-african-national-quilt-festival-competition-categories>

Marié du Toit

Festival Director





Its time to start quilting for the Izotsha Quilting Retreat!!! I'm sure you have quilts on the go for the 2022 SA Quilt Festival. Please enter them into Izotsha "Rainbow of Quilts" Retreat too before they go off to the Cape!

No judging by quilt judges will take place because it's a festival year, however the viewers will be the judges! Fantastic Prizes will be awarded so don't miss out!!!!

We will have **two categories** this year:

Viewer's choice: Best Quilt on Show

Viewer's Choice: Best Challenge Quilt

Criteria to meet for the Best Quilt on Show:

Bed and Group Quilts: Minimum size: 130 cm Maximum Size: 240 cm

Wall Quilt: Minimum size: 30cm Maximum Size: 200 cm

Any category will be welcomed. (Quilting Rules apply)

Entrance Fee: R 100

Criteria for the Challenge Quilt:

Size: A3 ONLY

Theme: Your interpretation of a Rainbow

Fabric: Use your own stash

Entrance Fee: R 100

End Use: Festival Fund Raiser. You will need to donate your A3 Rainbow Quilt.

The Festival Committee will have a silent auction of all the A3 Rainbow Quilts to raise funds for the 2024 International Quilt Festival.



We will be so excited to receive as many A3 quilts as possible, so we encourage you to get cracking and make as many as possible.

THE WORLD QUILT COMPETITION IS SUSPENDED INDEFINITELY

The World Quilt Competition in the USA started in 1996 and was the brainchild of brothers Peter & David Mancuso (Mancuso Show Management). Since 2001 South Africa has taken part in the annual World Quilt Competition and Odette Tolksdorf has been the South African coordinator from the beginning. Odette taught and judged at the World Quilt and Textile Show a number of years, and she curated special exhibitions of South African quilts for those shows.

This competition was a wonderful opportunity for South Africans to exhibit and compete their quilts abroad.

Each year a Best of Country prize is awarded – in this SA quilts are competing against other SA quilts. However there were also prizes given where the quilts competed against all other countries in the competition. SA quilts won 20 of these prizes thru the years, including Best Use of Colour 5 times, three First Prizes, and Best Hand workmanship and Best Machine workmanship (2 quilts)

The number of entries from South Africa each year was 12 on average—one year even had 24 entries.

At the end of 2021 the World Quilt Competition was suspended indefinitely.

Message from Odette:

I have been the South African co-ordinator of the annual World Quilt Competition in the USA since 2001. Over the past 20 years it has been a privilege and a joy for me to see some of the best quilts in South Africa, and to organise the shipping for them to be exhibited in the USA and returned home again.

Thank-you to all who participated in the World Quilt Competition over the years by entering your quilts to proudly represent South Africa in the international quilting arena.

We would like to thank Odette Tolksdorf for being the South African co-ordinator of the World Quilt Competition for 20 years!

When I heard my quilt was accepted into the WQC I was overjoyed, and even asked my cousin in the US to "visit" my quilt when the exhibition was nearby. Heady days indeed. It gave me a huge boost to my confidence—so a personal thank you to Odette! - Ed



<— GHQG are holding a quilt retreat in the Cape in March

Please contact Ronel Pistorius on Whatsapp 072-476-7678

Cost R200 excluding Accommodation and meals.

Quilt Academy

Report from QA on Saturday 29 January 2022:

Sue Cameron: Flower Baskets Quilt

Anyone who knows Sue Cameron knows that if you find yourself as a quilter in one of her workshops, you are in for a fabulous treat. Sue makes her attendees feel welcome and reassured.

Always making them feel like they can achieve any complex task and understand any instruction and well as the mathematics, all the while remaining calm and optimistic.

In Sue's recent workshop, many ladies completed a block. Sue was attentive and provided excellent guidance - additionally, she provided thorough notes that detailed each explanation and allowed for any questions from the attendees to be answered.

The attendees all had fun and learnt various cutting and sewing techniques which they take home to practice and implement further to complete a quilt to the size of their choosing.

Many thanks must go to the KZNQG for setting up this initiative, and to Sue for giving up her time to teach on a Saturday. Additional thanks to Vasi for her kind assistance with the attendees in the class.

Tara (Quilt Academy Co-ordinator) 083 876 5499

Huge thanks must go to Tara, who singlehandedly organised this QA. Well done and thank you Tara for a most successful QA—Ed



Get Connected

We continue to bring you links to exciting **events, articles and groups** on the internet.

Two new and interesting books to get your creativity flowing:



<— Create your own Improv Quilts by Rayna Gillman

Some of you will remember that Rayna taught at Festival 2015 in Durban—Ed

<https://www.ctpub.com/create-your-own-improv-quilts/>

—> Adventures in Improv Quilts by Cindy Grisdela

<https://cindygrisdela.com/product/adventures-in-improv-quilts/>

🌀🌀🌀



Talk shows/Lectures:

George Washington Textile Museum has past programs (all virtual and most are free)

This is a wealth of textile history—so interesting—and inspiring from a design point of view

For example: The Quilts of Bisa Butler

<https://museum.gwu.edu/visit-us-virtually#programs>



AMAFU

HAND DYED FABRICS

We sell high grade cotton fabrics in an array of colours and patterns.

Contact Hanlie
031 764 1312
admin@amafu.co.za
www.amafu.co.za

Cutie and the Frame

By Simona Damerell

So off I went to the Izotsha weekend down the South Coast with no huge expectations except to see (and buy!) lots of fabric and piles of inspiration. And right at the back of the exhibition hall I found my Cutie.

Debbie from Bernina Durban North had the Grace Company's Cutie frame on display, and it definitely got my attention. I played around on the quilt Debbie provided, and a new experience opened up for me - no more sore hands and scrunched-up shoulders.

This particular set-up enabled me to practice and use the skill of free motion quilting (FMQ) while standing up and without the need to lean over to the machine (this being a huge advantage for me due to a back injury), and did not require the intense use of hands and fingers in the holding and moving around of the quilt sandwich, thus helping with my arthritis.

The frame is affordable, does not require more than a dining-room size table top of space, and best of all - is suitable for all domestic machines on which feed dogs can be dropped.

Depending on your machine's throat space, you get between 5 and 15 inches of quilting space. In my case, I have an Elna eXcellence 730, which allows me 6 - 8 inches of quilting space top to bottom and about 60 inches across (left to right) This is more than adequate for the size quilts I usually make.

It was a happy day when I finally got my Cutie home and my husband set it up for me.

I spent the next month carefully researching FMQ on a (small) frame, the various motifs which one can use (there's an endless list of these, from easy to difficult).

I did a free online course on how to plan which motifs go where on your quilt - it was extremely informative and provided a different perspective, as I have never thought to plan - my focus was always how to fit the huge quilt in my machine's limited throat space and not get puckers in the quilt. (For more information on the course, check out www.stringandstory.com and for "string and story" on YouTube - where you can find plenty of free blogs and videos).

After practicing the various motifs I came across online and in also looking at magazines for 3-4 weeks, I carefully drew an outline for a Round Robin quilt I wish to practice on, and within the outline I drew up my FMQ motif plan. I practiced each motif, to ensure I had a good understanding on how to keep the quilting continuous, moving from area to area and from motif to motif.

So - happy days are here - I am hoping to get some time this weekend to load my quilt onto the frame and get going.

Wish me luck!



Rest in Peace

We have lost two South African quilting giants over the last few months.

Sue Prins

Jutta Faulds

We offer condolences to their families, friends and loved ones.

They will be missed!

SUE PRINS 31/07/1946—12/02/2022

What a very sad loss to Quilting in South Africa.

FAMILY

Sue met her husband Frans Prins when he was working in America. As a very young lady Sue followed Frans back to South Africa and they were married in 1967. Sue and Frans live in Hermanus. They have three daughters, Jacqui who lives in the USA, Judy who was living in Hermanus until they immigrated to Holland last year.

Their youngest daughter Nicky lives in Cape Town. I know that all the grandchildren are such a blessing to Frans and Sue, they were so proud of each one of them.



AWARDS

Sue is a Master Quilter and is well known for her beautiful quilts. "Hex Folly" - which won many awards here in South Africa - was also chosen to tour to many exhibitions. Her quilt "Celtic Wedding Ring" also a prizewinning quilt, won Best of Country in the World Quilt Competition. At the Interchange Festival in 2019 Sue's very beautiful quilt, "Victoria" won First Prize.

SOUTH AFRICAN QUILTERS' GUILD COMMITTEE

Sue served on this committee for many years in various portfolios where she represented her regional guild as well as establishing portfolios within the national guild and was the most capable President from 2015 to 2017

PRO-DEDICATE AWARD

On 18/08/2015 Sue was presented with the prestigious SAQG Pro Dedicate award for her outstanding service and recognition of her dedication to the promotion of Quilting in South African as well as for her passion, leadership and vision in all she did for SAQG.

NATIONAL QUILT FESTIVALS

She served with great dedication and knowledge on the committee of three National Quilt Festivals.

JUDGING.

Sue was an accredited quilt judge, and was the organiser and involved in the tutoring of the judging candidates since 2004.

Continued overleaf

Tribute to Sue Prins continued....

TEACHER ACCREDITATION COURSE

Sue was also the person who saw the need for a Teacher Accreditation course which she helped design and co-ordinated until she handed the responsibility over to Jenny Hermans and continued to Tutor until her passing.



TEACHING

Sue first teaching experience was in 1977, with teaching local domestic workers. She then graduated to teaching larger groups of ladies and then taught throughout the country.

Her main objectives in teaching quilting were to transmit and strengthen good basic quilting skills especially hand techniques, and to help students become aware of design principles to enable them to use these to create their own quilts. Also to encourage them to develop a passion for quality and well made quilts. Her students left the class with three things: a new improved skill, warm memories of the class and all that they gleaned from it and a heightened sense of self-worth.

Sue was the MOST competent quilt teacher and her attention to detail in all her works are a tribute to that.

A SPECIAL FRIEND

My friendship with Sue started in 1991 at the Safari Festival. What an amazing person and friend she has been over all these years

We served for many years on the SAQG Committee together. Over the years we were in the Judging room together at various Festivals. Sue's calm nature and very deep knowledge was so willingly passed on to all present. During the judging process Sue would always remind us that we MUST be positive and constructive in our comments to encourage the quilt maker to improve his/her quilting skills and for them to continue to quilt and enter future competitions.

During committee meetings, Festivals and Retreats, Sue and I often shared accommodation. At these times we shared many happy times discussing our families and quilting. We had such deep conversations and these I will so sadly miss. Sue was always at the end of the phone when I had something or a problem to discuss or talk to her about. She always had such words of wisdom. What a loss to us all. Sue will be so sadly missed by all of us. Her personality and her quilts will live in our hearts and minds forever.

Rest in Peace my Dear Friend - thank you for all the happy memories. She will remain in my heart forever. My prayers are with Frans, Jaqui, Judy, Nicky and their families.

Marline Turner



For more tributes to Sue Prins, go to
<https://www.facebook.com/sue.prins.9>

Remembering
JUTTA FAULDS
28 December 1933 – 12 December 2021



Jutta Hulverscheidt was born in Germany on 28 December 1933. She was an only child. Her creative journey began at a young age as she watched her mother and grandmother stitching and knitting. This became part of her daily life as she joined them in the habit of sewing and knitting whenever they could.

After attending school for ten years (in the 1950s girls in Germany were not encouraged to finish school and consider an academic future), Jutta wanted to attend Art School. Her father did not support this wish, and being an authoritarian, what he said went, and so Jutta took on an apprenticeship at Shell Oil and became an Industrial Chemist. She never resented her Father's thoughts about Art School and in retrospect feels that it was probably the best thing that could have happened to her career, as a 'box' would surely have been waiting for her to be put into. She often said that her scientific training and knowledge was in fact often extremely useful in many aspects of her creative life.

After a four year apprenticeship and qualifying as an Industrial Chemist, Jutta went to the United States of America where her Godfather had arranged a job for her in Princeton. It was here that she met Bruce Faulds who was studying towards a PHD. In 1959 they were married in the United States. They returned to Bruce's home country, South Africa, where Bruce took up a teaching post in Durban. Jutta started working at Darville Waste Water Works, where she remained until 1969, when she joined her husband on a year's sabbatical in Thunder Bay, in Ontario, Canada. This was followed by a year in Saskatoon, Saskatchewan, where she joined the Campus Women's group which was run by lecturers in Architecture. They were all doing creative embroidery. Jutta was unaware that stitching could be anything more than functional, and so began her trial and error journey of exploring stitching as an art form.

In mid-1970, on her return to Pietermaritzburg, Jutta began to explore Machine embroidery. She returned briefly to Darville, but it was after her first exhibition at Art in the Park in 1970 that she began creating as a full time occupation. She first met Celia de Villiers, amongst others, at Art in the Park, as her husband was exhibiting his sculpture.

Exhibiting her pressed flower collages at Art in the Park was followed by two further exhibitions of her work at St. Saviours Church and at a craft exhibition at Robert Brusse's home in Bellaire, Durban. At this stage, Jutta was making small, hand stitched landscapes.

Jutta had a yearning to learn how to draw and joined Jane Heath for the following three years where she attended drawing classes. She made 'Hippy clothes' to finance her Art Classes and continued with making small hand stitched 'paintings'. Jutta maintained that it was Jane Heath who taught her everything, including attitude. She taught Jutta that anyone can do anything but it should be taken seriously, as success is all to do with approach and attitude. Jane Heath taught Jutta to think 'out of the box' and to 'just do it'.

During the early 1980s Jutta felt the need to make bigger art works. She started creating more fabric works and joined the Spinners and Weavers and Quilters Guilds. She was also a founding member of the Midlands Arts and Crafts Society (MACS), which was established in 1984. This was an organisation set up to assist crafters and artists who had no formal training. She made a quilted jacket for the launching exhibition in Hilton, which resulted in a comment by sculptor Henry Davies, who encouraged her to explore and push the conventional boundaries of traditional quilting.

Jutta began to make 'Wearable Art', collars and ceremonial stoles that could be worn or exhibited as wall quilts. These works were more than just functional objects, as viewers could engage with them as artworks on a visual level.

Continued overleaf

JUTTA FAULDS *continued*

—> "Jutta" by Heather Gourlay-Conyngham

oil on canvas

Tatham Art Gallery permanent collection

(used with permission)



A further push to explore her creative abilities came from a fellow quilter at the first National Quilt exhibition in Durban, who asked Jutta when she was going to make a 'real quilt'. She exhibited *Izithunzi* and *The Spirit of the Oil covered Seabird* (which was influenced by the Gulf War) on the *Quilting and Beyond Exhibition* at the Tatham Art Gallery in 1993. Both of these works furthered her exploration of the possibilities of 'quilting'. Jutta stopped formally 'quilting' in 2004 when her husband Bruce was killed. She allowed her subscription to the Guild to lapse as her mind was otherwise occupied, and she never re-joined as a member of the Quilters Guild.

In 1998 Jutta went on the first of a number of trips to India with Joan Hoole. They met up with some British women who were involved in textiles, although in retrospect even though Jutta felt that this trip gave them a sanitised view of India, she admitted that it was the beginning of a new creative journey. India blew Jutta away. She returned five times subsequently, each time taking two new friends along. The creative energy and the humanity of India embraced her and made her feel like she 'belonged'. Her Teutonic roots were challenged by the serenity, the unpredictable repetition, the rhythm and the spirit of endeavour that is found on every turn as a visitor to India. Jutta felt that going back to India was more like returning home than going back to visit Germany. The Hindu philosophies of sharing and letting go and moving on became central in Jutta's life. She used and reused, and she found potential in everything and beauty in the discarded. India crept under Jutta's skin and its influence was visible in all aspects of her life.

In 2002 Jutta broke her leg. This was another turning point in her creative life as she suddenly found that not only was her mobility challenged, but her arms were busy with crutches. It was then that she discovered stitch resist dyeing. It was a slow process that could be done mostly whilst sitting down. Her exhibition *Homage to Garuda* was a result of this period of incapacity. Garuda is the Eagle God and in Hindu mythology, is a taxi for Vishnu. In Bali, Garuda is the God of creativity and he dives in and rips things apart when it is thought that someone is not working to their full potential. Jutta often suggested that her broken leg and resultant creativity was possibly Garuda's doing.

Jutta attended a workshop run by Kobie Venter in 2005. This workshop introduced her to Mandalas. Circles have always featured strongly in her work, but this workshop sent her in a new direction. Jutta began by making 'art mandalas', but they subsequently developed into her own private ponderings which she pursued on a daily basis until shortly before her death. *A Mandala a day* became Jutta's chronic medicine.

Apart from spending hours on a daily basis working in her studio, Jutta generously devoted a considerable amount of her life to the development of the Midlands Art and Crafts Society (MACS). She saw it as an environment where skills could be handed on to others - an environment that encouraged interdisciplinary creativity. She willingly taught others on a regular basis, imparting skills that she had had the good fortune of learning during her creative journey. The MACS environment allowed people who were looking for an outlet for their creativity to explore and find a way of creating - a place where they could 'just do it'.

Since the early 1970s, Jutta was well-known in Pietermaritzburg as an artist and crafter. She made a name both nationally and internationally as a Fibre artist, and continued to exhibit regularly as an individual or on group shows. One of her fibre artist colleagues referred to her as a national treasure. Jutta Faulds was a driving force in the development of Fibre Art in South Africa, and the Tatham Art Gallery is proud of an association with her that spanned more than four decades. We pay tribute to one of Pietermaritzburg's most interesting citizens and strongest creative forces, and an exceptional artist, mentor and friend.

Bryony Clark *Acting Manager Tatham Art Gallery Pietermaritzburg January 2022*
(Used with permission)

Guild News

QUEENSBURGH QUILTERS

Izotsha: What a joy to once again travel along our beautiful South Coast to Izotsha, for a wonderful retreat. We were fortunate that all our ladies were able to go, and we had two winners:

Leanne Stewart, won the Best Collaborative quilt, made by herself and quilted by Hanlie Burger and Beth Barkus won 3rd place Collaborative. The fabric was all bought in the USA on Beth's last visit to her sister in San Francisco.

We had such fun at Izotsha, there were so many Whatsapp messages between our group prior to leaving and we all agreed that this had been the best Izotsha festival/retreat we had ever been on. Leanne and the Festival team were to be congratulated for the well run weekend!

We had a quick QQ meeting at Izotsha on Saturday afternoon, and plans were made going forward. This year is QQ 30th anniversary and we will need to plan a celebration later in the year.

QQ were asked by Leanne to promote the Izotsha Retreat. Magda Lombard and Lorette Kerr were interviewed by the reporter from the Queensburgh News and the article appeared in the paper on the 29th of October. We are very proud of our girls!

Rosemary Hurter, a long time member of QQ who has left our shores for Australia, won the Narelle Grieve Hand Quilting Award, 2021 Quilt NSW, for her beautiful hand quilted quilt. Rosemary received a Glass Trophy, cash, digital magazine, certificate and rosette. Well done Rose! (picture overleaf)

We thank our dear friend Magda, who undertook to complete Joy-Ann Jukes's unfinished projects. Magda and Joy were quilting and scrap-booking buddies and best friends for many years.

We celebrated a 60th birthday and Magda welcomed a granddaughter, Mieke Mae on the 15th December, a sister for James, Mom and Dad are doing well.

We are still busy on our Round Robin blocks, and our next border will be revealed at our February meeting. Beth is away in England visiting her family and I have been given instructions on the next border.

Annette Lee



Rachael, Beth, Lynn, Magda, Leanne, Lorette and front, Annette

QUEENSBURGH QUILTERS *continued*



↑ Leanne
Best Collaborative Quilt
at Izotsha




↑ Beth
third place Collaborative
at Izotsha



↑ Rosemary Hurter - Narelle Grieve Hand
Quilting Award



Joy's last UFO finished by Magda ↑



Hibiscus Quilters Guild

Hello and a belated Happy New Year to all you quilters.

A brand new year to fill up with new projects, new inspiration and no UFO's to cloud the horizon!

We have been busy on the South Coast. Our October meeting saw the launch of a new project - fiddle quilts for Anerley Haven – a local frail care centre. Fiddle quilts are for sufferers of Parkinson's disease and those with dementia. We also had an informative talk on colours given by Cynthia White

We also launched our very first Secret Santa project. Names were drawn and the ladies had to make/purchase a gift of not more than R40.00 to give to the name on the slip they had drawn. Time to get those thinking caps on!

November brought a fabric sale, a lucky draw for 15 hampers and the Secret Santa gift hand outs. Lots of beautiful gifts received – some very creative ladies in this Guild – and as it was such a big success this will be done again this year.

We counted the takings from our 'piggy'. We ask the ladies to put some cash into piggy at each meeting and at the end of the year the money is donated to animal welfare organisations. This year, thanks to a boost from a donation of extra cash, we were able to give an amount of R785.00 each to Harmony Hill and to Trudie Roets who takes care of feral cats.

It was lovely to greet all the ladies who attended our January meeting – 41 in all!

We held our AGM and a new Chairlady and Committee were elected to carry our Guild of 32 years into the future.

We drew the raffle for a beautiful workshop bag made and donated by Asiah Sheik. Well done to Avril Musgrave who won the bag.

Part two of the fabric sale was held – still some bargains to be had!

Carol Jones gave a demo for a no mess - no fuss – quick method of making a cushion cover. (see pictures below)

I hope you all have a happy, healthy and productive 2022.

Regards

Margi



Hibiscus... Continued



<— Leigh Bowker,
Toni Gardener and
Loy Erasmus
presiding over the
Christmas tea table



—> Leigh Bowker
hand quilted



—> Christmas decorations
By Margi Anderson



<— Fiddle quilts
by Sharon Cairns



↑ Avril Musgrave on the right and Margi on the left. Avril is holding the workshop bag that she won in the raffle.



<— Cot quilt by
Carol Jones

—> Baby nest
By Carol Jones



—> Sunbonnet
Sue
By
Yvonne Ackerman



<— Top and backing
by Lynne Roborg - Coke

SHEFFIELD NITE OWLS

A very happy 2022 and may it bring you a patchwork of sewing projects and quilting.

Sheffield Nite Owls closed 2021 with a morning of Gnomes. It was such fun. Penny and I had done a pre run and decided that sticking everything with a glue gun was for the birds- you got fur and glue everywhere!! So back to needle and thread and it was much more successful. See our photo for cuteness overload - and in case you have to play trivial pursuit with your grandchildren, a group of gnomes is a "donsy".

Our quilt that we entered into the Izotsha exhibition has now been gifted to Alice who hosted our meetings in her home for many years. The brief was wonky houses or owls and our members excelled themselves with originality. Yet they complimented each other very well and we were happy with the result. 'Alice to you with lots of love'.

Our January meeting was low key with a couple of ambitious new projects on the go and a few old ones being worked on, but in February we are anticipating a super morning with Sue Cameron leading a workshop. We have chosen the 'nature page' from her fabric journal and are looking forward to learning some new techniques that will enhance our work.

I was so delighted to get the emails this morning announcing the dates for the year for KZNQG meetings - AT LAST ! You don't realize how those of us who live out in the sticks need our quarterly fix and inspiration. So, a big thank you to all involved in getting the meetings on the go again.

Take care, stay safe and happy quilting

Sue



<—"Living next door to Alice"

Pieced and quilted by Sheffield Nite owls



↑ A dons of gnomes made by the guild ladies



<— Pieced by Alice Massey.
Quilted by Sylvia Edwards.
A love quilt



—> Sylvia Edwards

SHEFFIELD NITE OWLS continued



The above are WIP by Fiona Walker



↑ Patched and hand quilted by Yonah Govender.
The lady in red at left!



↑ Shobha Pillay

Seen recently on Instagram

happilyhookedmagazine



<— This also applies to Fabric!

thimbles_quilts



VILLAGE - GRASSROOTS Guild

I suppose all guilds have an ageing membership. We are certainly hitting the 70's and 80's. YOUNG LADIES – WHERE ARE YOU? When it was a rare thing to turn 80 the guild would make a quilt for the lucky lady BUT nowa-days the gift has been reduced to a fabric book! Fortunately they have been very well received and everyone has been able to participate by making a page or 2. This month it was the turn of Sheila Nichol. There is always a theme be it wild life, owls, photos of a guild member with one of her quilts etc. With Sheila being an artist we decided to give the members the theme of "Naïve" on a 6 inch square. Some really beautiful work was produced and here is a photo of Sheila receiving her book. She is not very well at the moment and did not want to be crowded out by the guilders. Nevertheless she was thrilled to see how many people had thought about her while sewing their block.

- Colleen

The Village Quilters were also very happy to have amalgamated with Grassroots and we have had some lovely input from them with their beautiful work. May this happy union continue for many years to come.

- Beth

After the long years of lockdown it was simply wonderful, in November to go to a place filled with exciting creative energy. Izotcha (near Port Shepstone) is a must for us quilters. It's a bit like going to boarding school: basic accommodation, hearty meals, structured days and interesting classes and lots of catching up with friends.

The large exhibition of quilts was spectacular. We certainly have amazing talent in our midst.

The organisation by the committee was perfect. The classes were varied with new techniques to be learnt. There was plenty of fabric to buy to increase one's stash and we were given generous goody bags and lucky draws .

If you want a fun filled, creative three days away from home don't miss the next one which is in June.

- Avril



<— Sheila receiving her memory book from the guild members



UNDERBERG Country Quilters



During the past two years our group of ladies have remained strong and committed. We are very supportive of each other and our community. Our charity projects remain a priority. This year we have seen some beautiful quilts completed and in the process of being finished. Our local habby shop is owned by one of our members, she has recently invested in a Long Arm quilting machine. She is building up a good stock of fabric; this is very exciting for us and convenient.

Our plans for 2022 are, to work on BOM mystery quilt.

Also, continue with doing monthly demos, some of them we know, however, it is always good to be reminded of them.

We wish all a happy year of quilting and getting those creative juices going.

Happy stitching

From Underberg Country Quilters



↑ Every meeting, a member will demonstrate a technique. This photo shows different ways of laying your Dresden Plates.

This was done by Giesela Glettenburg.

Her favourite fabric to use is Shweshwe.



↑ This colourful quilt was made by Tina Bell for one of her granddaughters.

Upcoming Events If you are travelling this year:

1. Quiltcon 16—20 February 2022 Phoenix, USA
2. Festival of Quilts, 18th – 21st August 2022 Birmingham , UK

Meander Quilters Guild

Greetings from the rather wet KwaZulu-Natal Midlands in Howick.
We enter 2022 with some optimism after our long break from meeting.

Our membership has diminished considerably however we plan for our first meeting on the 24th February.

We also have plans to encourage new members from residents recently moved to our beautiful area.

So we enter a hopeful year.

In stitches,
Janet Waring

For this edition, we showcase an active quilter and hardworking member of our guild:

Christine Wassung

She steadfastly took part in all the challenges from Sue Cameron and continued to make other stunning quilts.

A real inspiration for all our members!

Below are Christine's 2 quilts which won awards at Izotsha in November last year



Meander Quilters Guild ...*continued*

All quilts by Christine Wassung



<— 2020 KZNQG challenge



—> Butterfly quilt



<— Flower quilt
using design by Jen Kingwell

Cat quilt made for

Christine's granddaughter



<— Christine's
Homegrown challenge
quilt.

QUILTERS BY THE SEA GUILD

The Quilter's by the Sea guild has had a really quiet and socially isolated two years. Apart from communicating on whatsapp, no formal face to face meetings were held since April 2020.

Sadly many of our members have now decided that quilting is no longer part of their lifestyles. There will be an AGM to be held early during March and the continuity of the group will be decided.

The members are so grateful to Janis Nichols, Brenda Meyer, the Lions Club of Durban North and active committee

members for all they have done to encourage and grow the quilting community in Durban North.

We are hoping that the next group of members will be able to form a cohesive sewing community and grow Quilting in the north Durban area.

Debbie

Help your committee raise funds

By purchasing a bag kit
These little bag kits are for sale for R100 each.
Everything you need to complete the project,
along with comprehensive instructions,
is included in the kit.

Now on sale at Bernina on Broadway, Durban
North
or call Sue Cameron on 0828549883 to collect in
the Highway area.



<— On sale at our Open Day on 5th March

These make wonderful gifts!

Make them and give the completed bag to a non-sewer, or give the kit to a sewer for them to make themselves — Ed

Festival 2024 Love Quilts

Have you made a Love Quilt for Festival 2024?

We are wanting to assess how many love quilts have already been made (we have no idea and are hoping there are many!)

If you have made a love quilt/s, please can you send how many to Debbie Becker on

beckerdebbie38@gmail.com

Please give her the following information:

- Your name / Organisation(eg a guild)
- Contact phone number
- Email
- How many quilts you have completed so far

Thank you very much!

TOLLGATE QUILTERS GUILD

The Tollgate quilters continue to meet in our beautiful green space in Burman Bush on the 4th Saturday afternoon of each month.

At our January meeting, Liz Read from The Community Quilters came and spoke to us about the work done by this group of amazing quilters.

She showed us some of the lovely quilts made from scraps; donated fabrics and previously started projects and talked to us about the people and organisations these quilts are donated to. Thank you Liz for sharing your stories! (photos below)

Our next meeting will be on 26th February when Phil will be demonstrating the Manx quilting technique.

Yours in material hugs

Twig



These quilts are all
made by the group
Community
Quilters
and donated to
worthy
organisations



KZN Guilds Information

<i>Guild Name</i>	<i>Area</i>	<i>Contact</i>	<i>Cell</i>	<i>Email Address</i>	<i>Monthly Meeting Date</i>	<i>Time</i>	<i>Venue</i>
Cottage Patch	Amanzimtoti	Adri Pienaar	'084-5809996	pienaar.adri@gmail.com	1 st Monday	9 - 12pm	Methodist Church
Sheffield Night Owls	Ballito	Sue Freckleton	084-515 6769	suefreckleton@gmail.com	2 nd Saturday	9am	Above Cosi Crafts
Quilters-by-the-Sea	Durban North	Janis Nicholls	083-654 5312	dwgn@telkomsa.net	1 st Wednesday	9h30am	Members' homes
Tollgate	Glenwood	Twig Hartwig		hr@peacecottage.co.za	4th Saturday	2-4pm	Burman Bush Scout Hall
Sew Wot	Hillcrest/ Waterfall/ Forest Hills	Simona Damerell	082-974 5269	simona.damerell@gmail.com	2nd Sat	9am - 3pm	Members' homes
Midlands	Hilton	Sarah Tilbury	082-335 4598	sacoltl@mweb.co.za	3 rd Thursday	9h30am	Hilton Methodist
Meander quilters	Howick	Christine Wassung	082-8752384	christinew2306@gmail.com	Last Thursday	1.45-4pm	St. Lukes Hall Howick
Quilting@Home	Ixopo	Shirley Cole	0722756180	dcole@futurenet.co.za	1 st Saturday	9.30-5pm	Members' homes
Kloof Country	Kloof	Karen Krause	082-567 4818	krausefam@polka.co.za	1 st Tuesday	9.30 - 12	Sarepta church
Village-Grassroots Quilters	Kloof	Colleen Roberts	083-3114647	colleen130272@gmail.com	2 nd Monday	9h30 - 12pm	Methodist Church, Kloof
Hibiscus	Margate	Lynne Roborg-Coke	'079 248 8854	adcoadmin@myconnection.co.za	4 th Tuesday	9h30am	Margate Retirement Village
Hayfields Quilters	PMB	Susan Rencken	074-126 6099	berninamidlands@gmail.com	Last Tuesday	2-4pm	Maritzburg West Bowling Club off Victoria Rd
Queensburgh Quilters	Queensburgh	Annette Lee	082-213 8955	annettelee138@gmail.com	2 nd Saturday	2-4pm	Members' homes
Pleasure Time	Scottburgh	Di Pretorious	082-6411510	diane.pretorius49@gmail.com	3rd Thurs.	2pm	Dutch Reform Church
Underberg Patchwork Guild	Underberg	Rosemarie Kriel	083-4402935	rosemarie.kriel@gmail.com	4th Tuesday		Members' homes