



KZN Quilters Guild

<http://kznquiltersguild.co.za/>



Newsletter No 110 : October 2016

BERNINA ON MUSGRAVE

ANNOUNCEMENT

We are Proud to announce that Bernina on Musgrave has been appointed as the Sales & Service Agents for MELCO Commercial and Industrial Machines for the greater Natal Region.

MELCO EMT16



DIFF PRETORIUS



Has joined our Technical Team and will be Servicing Bernina Electronic as well as Melco Machines

FEATURED MACHINES



**BERNINA Q20 +
KOALA TABLE**



BERNINA 550 QE



BERNINA 790

*Shops 5&6, Silvervaase Centre
117 Vause Road, Musgrave*

Tel: 031 201 2516

Fax: 031 201 2936

www.berninaonmusgrave.com

bernina@berninaonmusgrave.com

facebook.com/BerninaOM

Editor's Note

Greetings Quilters.
After the success of the Midlands' quilt display at the

Pietermaritzburg Garden Show, we hope that as many of you as possible will visit our imminent KZNQG quilting show in Durban.

Many thanks to those of you who have entered your quilt/s.

Please bring a friend/friends with you to promote quilting.

Wishing you all happiness and health over the upcoming holidays.

Be well and quilt often.

Judy

QUIRKY quilter

Let me quilt your quilts
for you...



TWIG 083 449 1800
twigg@telkomsa.net



Cover Quilt

This lovely colourful quilt, called **GUATAMALAN REMAINS**, was made by **Moira Ryder**. Ten years ago she did a local course with Priscilla Bianci who had come from Guatemala. The cover quilt was made in 2014 with remains or "scraps" of beautiful hand-woven Guatemalan fabric. Moira had used this fabric to make her quilt at the time of the course.



KZNQG Committee




Title: **CHAIRLADY**
Name: LYN GONZAGA
Cell: 083 4637 729
Home: 031 764 5045
Email: lyngon@telkomsa.net



Title: **SAQG REP**
Name: MARLINE TURNER
Cell: 083 327 4881
Home: 033 396 3009
Email: marline@iafrica.com



Title: **GENERAL**
Name: PAULINE LAW
Cell: 082 806 9149
Home: 031 208 3615
Email: paulineannelaw@gmail.com



Title: **REGISTRATION**
Name: LORETTE KERR
Cell: 083 520 3926
Home : 031 464 2017
Email: lokkerr@gmail.com



Title: **TREASURER**
Name: MIRANDA FENNELL
Cell: 083 765 6118
Home: 031 8229807
Email: m.fennell55@rocketmail.com



Title: **QUILT DISPLAY**
Name: CHERYL BAUERMEISTER
Home: 031 764 0527
Cell: 083 443 9063
Email: cherylbauermeister@yahoo.com



Title: **SOCIAL MEDIA and MARKETING**
Name: TARA HARTSLIEF
Cell: : 083 876 5499
Email: tarahartsliEF@gmail.com



Title: **NEWSLETTER**
Name: JUDY ZINGEL
Cell: 083 783 1073
Home: 031 267 1073
Email: zingelj1@yebo.co.za



Title: **SALES TABLE**
Name: Liz Reed
Cell: 072 187 7578
Home: 031 716 8507
Email: thereeds@ledom.co.za



Title: **SECRETARY**
Name: Ruth Archer
Home: 031 464 5833
Cell: 083 272 4022
Email: thearchers@telkomsa.net



Title: **STALL HOLDERS**
Name: ALANNA CHAPMAN
Cell: 073 134 4750
Home: 031 762 2508
Email: alannadc1@gmail.com

From The Hot Seat



We are very excited about the large number of entries into our KZNQG QUILT competition. Thank you to everyone who

entered. We look forward to seeing your quilts on display. This competition has seen a lot of very new quilters entering. There is so little opportunity for new quilters to showcase their

work and we are happy to provide them with this opportunity. Proceeds from the entry fees will go to our PROMOTION OF QUILTING bank account, which is to be used for exactly that, “promotion of quilting”.

Have you ever thought about moving out of your comfort zone? Time to try something new. Take a class in something you have not done before. I am desperate to do a Kumihimo class, but just can't seem to match my timing with that of the teacher. I must shuffle some things around – perhaps next year?

We pay tribute to Gordon Burnett, a great quilting husband. He was always at Helen's side, supporting and helping her with her quilting shop. He will be missed by many.


Keep the quilting flag flying!

Lyn



This lovely quilt of individual protea squares was made by many of our members.

The **PROTEA** Quilt Raffle will be drawn at the meeting on 29th October



Midlands Quilters at The Witness Garden Show 2016



This is a small part of a quilt made by Liesbeth Groenewald and inspired by Escher; the birds represent women who are able to transform by flying to greater heights



These clever Shweshwe flowers were used to compliment the quilts on display

This beautiful African-inspired quilt (right) was made by Margie Crookes



Liesbeth Groenewald made this beautiful quilt which is titled "Two Rorkes Drift Fabrics & Purple Scraps"

More quilts from the Midlands Quilters at the Garden Show



Little Bee Eater by Lauri Abrahams



Inspired by Escher (left), Lande Freeman also made this striking quilt.



This beautiful quilt with colourful appliquéd flowers (above) was made by Lande Freeman



Cats (above) made by Christine Strauss

Spotlight On ...

The Arty Farty Quilt Group

The Arty Farty group is a group of eight quilters who meet once a month to share ideas, work on group projects, experiment with different techniques etc.

In 2016 they entered a quilt show in Taiwan. The theme of the show focused on man being both a destroyer and preserver of the environment.



The group decided to highlight the work done at the Isimangaliso Nature Reserve in St Lucia. Each member worked on a different aspect of projects done at Isimangaliso. Six members worked to produce individual art quilts that when hung together told the story of Isimangaliso.

The show ran from 30th April to 29th May 2016. It was a huge show showcasing quilts from all over the world.

When the quilts were returned each member received a catalogue of all the quilts at the show including their own quilts.

Members of the group are Allison Moorcroft, Gill Lewis, Lyn Gonzaga, Mary Foulis, Sarojani Naidoo, Sheila Nichol, Hanlie Burger, and Zelda Martin who is away in the United States.



The Sears Century of Progress Quilt Contest

Part 2

By Sue Cameron

(After the winning quilt had been presented to First Lady, Eleanor Roosevelt, the controversy over the contest continued to rage on...)

The way in which the quilts were judged also created more controversy. A woman called Ida Mae Stow had made a Century of Progress theme quilt. She wrote a letter to Sears, Roebuck and Co. voicing her unhappiness at the bias of the judges. One of the judges had been overheard saying that she would not allocate 3 minutes of her time to judge a Century of Progress quilt. Ida Stow was indignant that the women had put an enormous amount of work and time into coming up with the designs for their bright, modern quilts. She felt that for judges to have an attitude like that was wrong. Perhaps that is why the 1934 exhibition included extra Century of Progress quilts!



*Bird's Eye View of the Chicago World's Fair
by Richard H. Rowley*


(Notice that it still has the official tag from the competition)

Another controversy was that Anne Orr was one of the judges. She was a commercial quilt pattern designer. Several of the prize winners made quilts using her designs! This was frowned upon then and is still frowned upon today.

One of the Century of Progress quilts was supposed to have been made by Mrs. Louise Rowley. At least this was the name written on the tag! The quilt was made to scale with perfect perspective. At that time, only an architect could have executed this so perfectly. Mrs Rowley's son, Richard H. Rowley, was an architect. This quilt was found and purchased at an auction by Merikay Waldvogel. Waldvogel did a lot of research to find out who actually made the quilt. She

eventually found Richard's son who told her that his mother had witnessed his father making the quilt. One wonders why he decided to lie about making the quilt. Perhaps, at this time, making quilts was something only women did and perhaps his professional reputation may have been tarnished by his admitting to making the quilt.

After the show, patterns of the winning quilts were sold in the form of a booklet.



A page from the booklet


Merikay Waldvogel and Barbara Brackman are very keen quilt historians. They have embarked on a search for as many of the quilts from the competition as they can find. Many of the quilts that have been found still have the competition entry tag stitched onto them and some have been found with their ribbons still pinned onto them.

The ladies have been searching for the quilts for years. By the time they wrote their book called *Patchwork Souvenirs of the 1933*



*A booklet of eleven quilt patterns
from the Chicago World's Fair
There is a watermark to prevent
copyright infringement*

Chicago World's Fair, in 1993, they had managed to find only 89 of the 24 878 quilts entered into the competition. The new total in 2001 was 203. Ida Stow's quilt was found in 1994. It was actually in the black and white photos taken at the 1934 exhibition. At the time of the publication of their book, they did not know the names of the makers of all of the quilts in the exhibition. Thus Ida's quilt appeared in their book but the maker was not acknowledged! They are still searching for more quilts and there are some amazing stories about where and when the quilts were found.



The Fort Dearborn Quilt



Fort Dearborn Quilt

The Fort Dearborn Quilt (left) was discovered by Merikay Waldvogel and Barbara Brackman in Riverside California at the Gene Autry Western History Museum. A little later Merikay Waldvogel found another in the catalogue of the Museum of American Folk art in New York City. She compared the two quilts and found slight differences between them. Then at the American Quilt Study Group in Charleston West Virginia, another quilt appeared. She found a name on it and called the man whose name was on the quilt. He said that his mother brought a box kit home with her from the fair! This explained why there were a few that looked the same. The kit was sold at the World's Fair for \$3.25 which included the fabric. The pattern could be bought for 25¢.

The Sears National Quilt Competition of 1933 was a very important flicker of hope to the people of the 1930's in America. It allowed them to dream of winning vast amounts of money in a financially difficult time. It resulted in the making of 24, 878 quilts. But most importantly, it indicated how, when times are tough, women of strength make quilts!

References:

<http://barbarabrackman.blogspot.co.za/2013/02/online-shopping-drama.html>
http://articles.latimes.com/1995-07-28/news/va-28733_1_contest-quilts
http://www.nimbleneedletreasures.com/saga_of_one_quilt_pattern.htm
http://www.womenfolk.com/quilt_notes/century_progress.htm
<http://www.illinoisquilthistory.com/qhsworldsfair.html>

<http://qisforquilter.com/2010/05/sears-century-of-progress-in-quilt-making-1933/>
<http://www.quiltindex.org/essay.php?kid=3-98-3B>
 Quilters Newsletter Magazine, October 1983
 Quilters Newsletter Magazine, May 2001

Take risks :

If you win, you will be happy;

If you lose, you will be wise



<http://www.quiltsouthafrica.co.za/>

Siyadala Festival 2017 is almost around the corner. Please keep an eye on the website for news and updates, competition information and entry forms, accommodation news etc.

The tutors for the Accredited Teachers Course are very busy at present marking the 2nd assignments; closing date was 30th September. The next Course will be offered in 2018.

Marline Turner

KZNQG Representative

***Tahera's
Treasures***

083 786 5289

Stockists of exclusive

SHWESHWE fabrics.

Choose from a variety of beautiful colours. Learn the art of covering tissue, stationery or storage boxes, and making stunning padded mirrors





FESTIVAL 2017

SIYADALA : WE CREATE

1 Festival Programme

It is almost ready to go to the printers! Details of all the workshops, lectures, timetable, costing etc. will be available in A4 booklets as well as on the festival website before the end of 2016. "Like" 2017 South African National Quilt Festival, Port Elizabeth on Facebook to be informed immediately of the latest Siyadala news. Programmes will be distributed to all the Regional Guilds as soon as they are ready.

2 The Quilt Competition and Entry Forms

The different categories with the respective definitions and competition rules are on the Festival website on the **Competitions** page! There will not be paper Entry Forms – the online entry form will be active from 1 Feb 2017 – 31 March 2017. It will be on the Competitions Page of the festival website :|

<http://festival.quiltsouthafrica.co.za>

3 Deadlines

31 March 2017 – Submission of online Entry Forms.

03 May 2017 – Final day for handing in Competition quilts

4 Computicket

Bookings for workshops, lectures and functions will be through **Computicket** which will open on 1st March 2017 and close on 31st May 2017. The Registration Fee will be R150 per delegate, giving you access to the festival for the whole week and a very special tote bag!

Note : We decided on 1st March so that everybody can recover from the Christmas and beginning of the year expenses!

5 Accommodation

Bookings for accommodation in the hostel will open on 1st March 2017. An online Booking Form is available on the Accommodation page under Collegiate Hostel. Bookings can be made for an individual or a group wishing to share a room. Rates will be published on the festival website soon.

Accommodation for the festival will not be handled by Computicket but by us.

See the Accommodation page : <http://festival.quiltsouthafrica.co.za>

6 Evening Functions

All the evening functions will be held at the Collegiate Junior School Hall which is on the same premises as the High School. Only 250 tickets per function will be available, so if you would like to attend any of these functions, you have to book your ticket as soon as it is available.



Welcome Supper - Sunday 2nd July



Prize Giving Ceremony - Monday 3rd July



Farewell Supper - Saturday 8th July.

7 Sponsorship

Smaller options for sponsorship are available, ideal for smaller groups.



Hanging a Quilt - R500



Page in the Brochure - R500.

Contact **Lauren Weakley** at lauren@spectrumgroup.co.za should you wish to assist.

Marilyn Pretorius - Chairlady Siyadala – We Create National Quilt Festival



**LOVE
Kaffe
Fassett?**

...it's our Speciality!

**If you're anything like us
then you just can't get enough
of the Kaffe Fassett fabrics.**

It's why we specialise in stocking a wide range
of his fabrics, which you can now order online.

May Gene also imports the highest quality
notions and batting so your quilting projects
always achieve the best results.

And if you can't find what you're looking for on
our website, let us know and we'll find it for you.

Wide range
**KAFFE
FASSETT**
fabrics

**QUILTING
CLASSES**
offered

We also stock
**NOTIONS,
BATTING**
and more.

Exclusive
APLIQUICK®
Southern Africa
Agent



ORDER ONLINE:
www.maygene.co.za

+27 (031) 767 4438 • +27 (083) 406 3342
may-gene@maygene.co.za





KZNQG Members Information

Our Next Meeting

KZNQG Open Day Programme : 29 October 2016

Venue Durban Girls' High School, Glenwood ; Corner Manning (Lena Arendse Rd) / Penzance Rd

Quilt Display : (9 am-2 pm) Quilt Display of all quilts entered by members

Speaker : There will be no speaker or business but there will be demonstrations by :

- ▶ Wendy Macleod
- ▶ Debbie Becker
- ▶ Nicky Hunter-Smith
- ▶ Marline Turner
- ▶ Sue Cameron

2 pm : Prizes will be awarded for the winning quilts on display

REQUEST : Let's have a Bumper KZNQG Sales Table

PLEASE would KZNQG members bring one or more FAT QUARTER/S to the SALES TABLE to be sold for our funds, and anything else "worthwhile" that could be sold

Please REMEMBER to wear your name badge to the next meeting

If you have lost yours, please email Miranda Fennel on mirandafennel@wardkiss.co.za by **20th October** to request a replacement (R40).

Quilt Academy 2016



Do you love Christmas and all that the holidays bring?

Then you need to attend our final Quilt Academy for this year where Ruth Archer will be teaching us basic foundation piecing to be used in a Christmas tree skirt. It is also a versatile pattern which can be adapted for a table runner or centrepiece.

This is a lovely technique to share with a child – or bring a friend and start getting into the Christmas spirit.



Please do not stress if you feel you do not have a big enough selection of Christmas scraps, as we will have some for sharing.

This is relaxed learning environment to get back to basics and learn and build on patchwork and quilting skills. It is also a perfect environment to bring a friend or relative (no matter the age) for them to learn some basic techniques.

Quilt Academy will be on 15th October at the Glenwood Presbyterian Church Hall in Evans Road, Glenwood.

The dates for next year are not yet available and will be published as soon as we have them – speak to your local guild chairlady for updates.

If you have any questions or comments regarding QA – or would like to be put onto the QA database for updated information, please contact Twig on twigg@telkomsa.net

If you have any questions, please contact us on twigg@telkomsa.net or annette@hackey.co.za with Quilt Academy in the subject line.

Quilters' Calendar 2016



15 Oct : Quilt Academy—Make a Christmas Tree Skirt
(See Pg 15)

29 Oct : KZNQG Open Day : Quilt Show

Raffles

Should your guild wish to raffle something , and your guild leader is a member of KZNQG, please contact Lyn Gonzaga. She will discuss a table etc with you.

*"We can complain because rose bushes have thorns,
or rejoice because thorn bushes have roses"*

Abraham Lincoln

BERNINA⁺ KLOOF

- *Sewing*
- *Embroidery & Overlocking machines*
- *Classes in store*
- *Workshop on premises*
- *Largest range of wool in the Highway area*



For all your Sales and Service



Simunye Centre
2 Village Road
KLOOF

Tel: 031 764 0666 / 7 / 8

Fax: 086 759 0929

E-mail: berninaptn@telkomsa.net

Tricks of the Trade

Tips and Advice for Quilters

Sourced by Carol Hodsdon.

Boundless Binding

Have you ever gone to cut strips of binding fabric for your quilt and realised that you are just short of fabric? And you really want to use that colour! You may need 8 strips of 2 ½” but only have enough fabric to cut 6! Don’t panic it can be done! (within reason of course).

Each binding strip – usually 2 ½” wide is folded in half before stitching onto the edge of your quilt. The fabric in the inside of the turned over binding *cannot be seen*. So it can be ‘replaced’ by any other fabric. How do you do this?

You need to create strips of fabric that measure 2 ½” wide but are divided along their length.

The measurements to achieve this are: Fabric you want to see: Cut 1 ¾” wide (green in this example). Fabric that will be hidden: Cut 1 ¼” wide (black in this example). Join lengthwise with a ¼” seam



1



(1) Your finished piece will be 2 ½” wide with the seam ¼” off centre. Now fold in half lengthwise and press.

2



(2) Wrong side

3



(3) Right side

Stitch the binding onto the front of your quilt so that when it folds over the raw edge onto the back of your quilt, the ‘alien’ (black) fabric lies hidden inside the completed (green) binding.

But wait there’s more! The same trick reversed makes the easiest piping ever!



If you follow the same measurements as above and stitch the ‘two tone’ binding onto the *back* of your quilt, with the narrower piece of fabric (the black in this case) facing the back of your quilt,



...when you fold the binding over onto the front of your quilt the little sliver of the wider fabric will give you a perfect ¼” **piping** effect.

The wider of the two fabrics will be the required colour of piping. (the green in this photo)



And you can mitre the corners too!

I stitched mine down by machine in the ditch on the front. (See photo on the right)



Guild News

Richmond Country Quilters Exhibition

The Richmond Quilt Guild combined their talents with that of the Ixopo group to exhibit their quilts in a unique way at a venue that lent itself to enhancing the uniqueness of the exhibition.

With the diverse talents in both groups, viewers could feast their eyes on creativity pleasing to the senses in quilts of all sizes, colours and designs. The viewers' choice was Winsome English's No 15 - a cream and checked number with buttons on the cream. Denise Muldal, from Ixopo was close behind with her quilt of houses.

The Chairladies' Challenge featured décor items and then there was the re-purposed block which depicted the diversity of the group in its totality.

The feature corner was an embroidery section that had some breathtaking items which attested to hours of loving labour, all evident with the ooh's and aah's and requests to purchase.

The exhibition as a whole drew 'guys' and 'dolls' from the non-quilting fraternity as well as quilting viewers from near and far and there was a pleasant buzz in the air despite the weather being unpleasantly nippy.

Yvonne and her team kept the drinks and eats on a roll to provide warmth for the inner man and they provided a superbly essential service which ensured that viewers didn't rush off because of the nippy air.

The shopaholics were catered for, by; a guild sales table, Fabrics for Africa, Thunga Crafts, and other store holders. Even here there was a constant buzz and the comment voiced was, "We did un-expectedly well for a small town event".

Well done to the Richmond Country Quilters for a successful and pleasant exhibition!

And from Marline Turner and Pat van Wyk....



On Saturday 2nd October Pat van Wyk and I drove to Richmond to visit the Richmond Quilters Guild exhibition. It was a chilly but sunny day. Wow what a surprise we had so see the most beautiful venue, The Rietfields Church high up on a hill with the most beautiful garden and wonderful view.

And the surprises kept coming the quilt display was fantastic, with lots of wonderful quilts beautifully displayed. We got such a warm welcome and feasted our eyes at all the little stalls selling delightful goodies.

So not only did we get to see the beautiful quilts we could also shop for really lovely gifts for birthdays and early Christmas shopping. We then chatted with the many friends and acquaintances over a delicious cups of hot coffee and wonderful eats.

We thoroughly enjoyed our trip to the country and congratulations to Richmond Quilters on a wonderful exhibition

Marline Turner

Grassroots Quilters' Guild



At our August meeting, Sheila Nichol was supposed to give us a presentation of what she does, but she unfortunately had a stroke and so Sharon, the daughter of one of our members, Mary Foulis, stepped in at the last minute and gave a talk on the work that she does with prostitutes. It was fascinating to hear about the lives of these ladies and we were spellbound and our eyes were opened. Sheila Nichol is doing well, she is back home and on the road to recovery.

At our September meeting, we will be having a workshop and Marline Turner will be on hand to help members who had problems with their round robins. The rest of us will be doing handwork.

Our two new chairladies are flying along. It's always good to have someone with fresh ideas to get us out of a rut.

Hanlie Burger will be showcasing her work. We are bringing this project back into the guild. Always interesting to hear about other members' lives and see their work.

Our round robins have all been handed back to the original owners and we look forward to seeing the finished quilts at our November meeting.

Our Artroots group visited the Phansi Museum. It was fascinating. A small group of us are going again in October.

Keep the Quilting flag flying.

Lyn Gonzaga

Sew Wot Quilting Guild

Our little group – Sew Wot QG meets once a month on a Saturday at one of our homes and it has become an event for all of us to look forward to. We have had something each month to learn or teach and if a member doesn't want to do that, she is more than welcome just to come for a chat, listen, learn and enjoy the fellowship, whilst working on her own project and enjoy a delicious tea and lunch. Some of the things we have done this year include quilt embellishing; how to make a collage and how to use it in a quilt; the famous angled square (shown to us at Tollgate by Mary); we have recently done convergence quilts, and each of us learns something each time. We are a mixture of seasoned, experienced quilters and complete newcomers, the "oldies" are always happy to share their tips and knowhow, and our ages range from 80 to 40.

There are 10 registered with us but as we have not yet had all ten come to a meeting, we have easily been able to cope at one of our homes, together with all our quilting paraphernalia! We are, however, always happy to welcome another member or two into our little guild so please put something about us in your newsletter and someone out there may be interested. We meet usually in Waterfall or Pinetown on the Third Saturday of each month.

Jenni Scott




Cotton Tale Fabrics

Advice, inspiration and more at our store

- *100% Cotton quilting fabrics, kits, patterns, books, notions and other quilting supplies.*
- *KwikSew pattern range.*
- *Daily courses in our shop studio.*
- *Online shopping website: sign up for newsletter.*

Shop online anytime at
www.cottontale.co.za

Bailey Centre, 2 Builders Way, Hillcrest
Tel: 031 765 3327 Fax: 031 765 6893 Email: admin@cottontale.co.za

 <https://www.facebook.com/pages/CottonTale>

***Your Husqvarna Viking and Singer
Agent in Hillcrest***

Tollgate Quilters' Guild

Wow, we are preparing for the final KZNQG meeting of 2016. How the year has flown by. It seems like just the other day that Tollgate put on its own Quilt Show and now we are preparing to see all the lovely quilts at the KZNQG show.

At our August meeting and AGM we were delighted that there was no change to the committee members who have always been so supportive of me. Afterwards Beth Barkus, our wonderful Treasurer, showed us the beautiful quilts that she has made over the years. It is always great to see the beautiful quilts that Beth has made!

At our September meeting we had a brief demonstration by Beth of the simple appliqué that she taught at the workshops at the Tollgate Show this year, before we all helped pack the fingerless gloves, bed socks, face cloths & toiletries into the Shoe bags for the folk at Bill Buchanan. These had been collected over the year by our members and were handed over at their early Christmas Party on the 28th September by Marcia Whittal who had co-ordinated the project.

Some of our members attended The Great Izotsha Christian Escape this year and we were delighted to see the beautiful Sewing Machine Carry bags and Quilts that they had made whilst there.

We have made a lovely quilt of "Hearts and Flowers" which we are going to be raffling at the KZNQG Show on the 29 October. Do come and buy a ticket or three at the Raffle Table.

Happy Quilting

Mary Chapman

Obituary - Gordon Burnett

We have lost a friend...

While not a quilter himself, Gordon Burnett has been part of the quilting community for a very, very long time. He had a variety of health issues in his life and lost his fight with cancer at the beginning of September.

He supported Helen at her shop - Nimble Fingers - as well as being a feature at many quilting events and festivals. Always in the background with a chirp, I defy you to find a KZNQG member who has been to more South African National Quilt Festivals than Gordon had been.

He very bravely agreed to sit on the Creative Energy NQF committee and played an integral part in planning and setting up many of the details for the 2015 Festival at Kearsney, showing a detailed understanding of running Festivals, staying focused and raising many practical suggestions - always focusing on the best interests of the quilter.

During his illnesses and hospitalisations, Gordon remained positive in his attitude. Even if he did get a little grumpy, his sense of humour was always close to the surface and his love of his family never faltered.

Even close to the end, Helen quoted him as saying (quite rightly) "I have had better days and I have had worse days." Certainly a philosophy that we can all embrace.

To Helen and her family, our deepest condolences. We wish you love and strength over this really difficult period.

Rest in peace, Gordon. We miss you.



The 2016 Great Izotsha Christian Escape

They started arriving at Skogheim from mid-morning on Friday 9th September packed with everything they would need for a wonderful weekend of quilting, fellowship and fun. This would be the 20th year that we had gone to Skogheim although in 2015 it was not a formal “Izotsha” year. The biggest change to the weekend was in the Committee. Thalia and Vereker resigned from the committee and so I was joined by Sherin Holm, Marian Watson & Rene Solomon, all from Cottage Patch and dedicated Izotsha quilters. We have had a great year getting to know each other and preparing for this weekend.

Numbers were a bit down this year but altogether 72 quilters registered, had tea and a delicious lunch and hit the classrooms. We had 4 classes this year. Vereker’s “Mystery Garden” ladies had everyone eager to see lovely quilts that they would make and what a delight they all turned out to be.


Mary had everyone “In a Spin” (and herself sometimes without Thalia!) cutting strips, marking grids and sewing, sewing, sewing to make those Pinwheels. Ann Oberholzer’s ladies assured me that she never let them slack so that they could all finish their beautiful Sewing Machine Carry Bags. They all worked very hard and their bags will be so useful to carry their sewing machines to other classes that they go to. Beth Barkus showed her ladies lovely, relaxed Magic Moments. Their work produced was very different and so beautiful.

Yet again we laughed, talked, ate delicious meals (that we didn’t have to prepare ourselves), made new friends and renewed old ones. So Blessed!

On Sunday afternoon after a wonderful “Show & Tell” of all the work produced over the weekend, we set off home, tired but having had an inspiring weekend. I would like to thank Sherin, Marian & Rene for all their help in making this weekend such a success.

Mary, Sherin, Marian & Rene.





Hibiscus Quilters' Guild

The members of the Hibiscus Quilters' Guild have had a busy year down here on the South Coast.

Last September we celebrated our 25th birthday! We are fortunate to have two of the founding members still with us, Sheila Slater and Sue Theron – sadly Gill Bye passed away some years ago and the other founding member Gill Hunt lives in Wales. We saw Gill last year and she is still very involved in quilting and had lots of quilts to show us.

Our Round Robin, which was started in 2015, carried on until March this year when we had the 'unveiling'. This was a huge amount of fun and most of the ladies who took part are keen to get involved in the next one. The Round Robin was Althea Fairlie's idea and while a lot of the quilters were 'old hands', the newbies also got a chance to take part. We all learned a lot, particularly myself who is very good at putting things off! A lesson in discipline was learned – get it done by the next meeting or there would be big trouble. The experience of the 'quilters of long standing' (we don't call them old quilters!) was very evident and much advice was sought and given to those of us who weren't sure of what to do. Some of us had never taken part in a Round Robin and for some of us it was a leap of faith – to the extent that I nearly pulled out in case I mucked up someone else's quilt! Everyone was thrilled with the results – amazing how someone else can take your beginning and make it into a beautiful ending!

January also brought us to a very worthy cause and we are privileged to have become part of this wonderful campaign. Bowlers for Babies was started by a group of lady bowlers, headed by Wendy Walker, who give parcels to new mums at Murchison Hospital in Port Shepstone. These new mums have very little for their newborns and sometimes these babies go home in newspaper. Wendy and her team put together parcels of vests, booties, disposable nappies, knitted jackets and blankets – which is where the Quilters come in. Wendy needed receiving blankets – 1m x 1m or 80 cms x 80 cms of flannel or good quality cotton – bearing in mind how hot and humid our weather can be – and we ended up giving bags full of knitted goods, quilts and blankets. I am very proud of the members of the Hibiscus Quilter's Guild for the effort and time they have put into this project. Our last hand-over is in October and I am sure there will be lots more items to give to Wendy.

We have started a Make and Donate table at which we sell unwanted items, jams or 'stuff' to raise money for a hamper to raffle at our last meeting of the year. This came about as a result of our usual sponsor not being able to give us a hamper last year. With the economic situation as it is, we presumed that donated goods were going to become scarce so we decided to raise money ourselves. Let me tell you, it is a great way to get rid of all the stuff you have been meaning to get rid of but never did! We have also discovered some fabulous jam-makers in our midst.

In an effort to find out what our members would like to do we made a Suggestions Box – which is how we got started on Block of the Month. This has been a lot of fun – and produced some wailing and gnashing of teeth as well! Let me tell you, just because the pattern says that the block will be 12 ½ inches square when it is finished does not mean to say that it WILL actually measure 12 ½ inches square. Block of the Month involves traditional quilting, as in cutting squares and triangles and also paper piecing – which is how Enchanting Ada became Disenchanted Ada. As the voice of experience let me advise you to avoid patterns where you have to enlarge a template by 100% or 200% – they are inaccurate and you only discover the boo boo when you have finished the square. We had one called Magnificent Millie – she was re named Migraine Millie!

In March we celebrated National Quilt Day at Zenmar in Shelly Beach. We had a lovely morning, with a speaker, raffle prizes and visitors – some of whom signed up for classes and even joined the Guild!

Sally Harley visited us in April and gave a demonstration of Cathedral Window. The quilt Sally used for the demo was featured in the Stitches magazine a couple of months ago.

Ann Oberholzer, one of our very own teachers, gave a demo on Half Square Triangles in May. Ann called her demo 'back to basics' – and for many it probably was back to basics but for me it was a brand new ball game! I was fascinated and started a baby quilt – the top is done, the rest will follow in due course – hopefully before the baby goes to school.

May-Gene was our speaker in June and wowed us with all her 'gadgets'. The Bionic Bag was a joy to behold and we were amazed at all the sewing 'tools of the trade' that fitted inside it.

Our July meeting became an early August meeting as we awoke to pouring rain and gales of wind and had to postpone. Chantelle came to show us her machine embroidery squares and how they could be incorporated into quilts.

August saw Cynthia White – our other very own teacher in the Guild – give us a demo on Stripping. No, the Chippendales were not in attendance! We were intrigued at how simple strips could form such beautiful designs.

All in all a busy year with lots of new members joining – quilting is alive and well in our little corner of the world!

Margi Anderson - Chairlady

Queensburgh Quilters

Queensburgh quilters have been very busy getting their quilts finished for the up and coming festival.

A few members so enjoyed the two day Bernina demonstrations recently held at Camperdown which has motivated our guild to have our next meeting with Taz at Bernina Musgrave.

Other members have had exciting times away - a wedding in Salt Lake City, a trip to Mozambique, an adventurous road trip through the Karoo and a weekend at Izotsha just to name a few.

A break always gets the creative juices flowing and our hands moving.

Leanne Stewart

Howick High Sewing Club

SAQG Youth Block Challenge

Students at Howick High School are fortunate to have a sewing mentor in the form of Janet Waring. The students meet Janet once a week during term time to learn to sew clothes and also to learn many needlework techniques.

Four of these students, persuaded by Janet, entered the SAQG Youth Block Challenge earlier this year. The theme of the challenge was "Africa Through My Eyes".



*Kayleigh Szente
designed and stitched
this pieced block of the*



*Snethemba Ndlovu used Shweshwe
fabrics (right) to design and piece
her work*



*Sonja Govindasamy
designed and pieced
this nine patch block
(left) with green
borders.*



*Justine Taylor appliquéd the
African continent onto the
Seminole pieced block which she
designed (right).*

Meander Quilters' Guild

There were many oohs and aahs at our August meeting when the miniature round robin quilt challenges were displayed for the first time. Now it's up to members who created the centre block for each quilt to quilt and finish each one in time for our final meeting in November.

In August we also handed over our Charity quilt to the Burn Care Trust. Yvonne Cordner who is

the CEO of the Trust told us a little about the work that they do, mostly for children who have been burnt in their homes. She said that most children who are burnt at home either pull pots with boiling liquid off the stove or knock over paraffin lamps used for lighting. The best initial treatment for a burn is to bathe the burned area with cool water and get to a doctor as quickly as possible. Do not use anything else e.g. butter or ointment of any sort. The cool water helps to stop the burn penetrating deeper into the layers of skin.

The Trust will be raffling the quilt to raise funds for treating children with burns.

The year is almost at an end and like so many



The Posy Bowl quilt handed to the Burn Care Trust, was expertly machine-quilted by Janet Waring, seen with the finished quilt

quilters, we have too many projects and not enough time to work on them but that can only be a good thing...!

Lindy Briscoe

**DO NOT BE WISE IN WORDS - BE
WISE IN DEEDS**

Proverb

The Village Quilters of Kloof

This is going to be called the Village Quilters “Catch Up” newsletter. Following on from last year we have so far had an extremely busy year. Firstly with ‘hypo active’ Jane in the chair, then ‘interesting and efficient’ Tiiu and now ‘achiever bunny’ Sue, we are being kept on our toes with challenges, demonstrations, speakers and now a new group quilt is in its infancy.

An early start in January set the pace for VQ 2016. Leonie Malherbe ran a wonderful workshop for us with a follow-on class to complete the unique wall hangings.

Speakers have been Tiiu inspiring us with her quilts and photos from her travels to Dubai and Wales. Designs are plentiful, taken from walls, floors and ceilings, yes always ceilings!! Therein one could see potential appliqués and quilting designs. Landscapes and buildings for colours and shapes – a good eye has Tiiu.

Debbie Tanner took us through her quilting journey with a lovely variety of quilts. We were very impressed to hear about the work she does with teaching underprivileged adults in a very professional manner, to sew and become income earners.

Cheryl Bauermeister and Anne Tanner also showed us their quilts. It is always wonderful to see how people have progressed over the years. From the pink and green samplers to stunning modern quilts.

When Ros Haesloop was our guest speaker we all greatly admired her quilts, beautiful embroideries and other handwork. Ros’ workmanship is amazing and she puts so much effort into her talks.

Then for an overseas touch Viv Christianson and Rosalie Dace took us to Birmingham and the U.S. of A. respectively. It was lovely to have Rosalie back with us and we look forward to Viv returning next month.

Sue has several of us making La Passacaglia quilts. Port Elizabeth is going to have some beauties, so something to look forward to. Other than Kaffe Fasset fabrics, May Gene seems to be stocking some very useful gadgets and threads - worth a visit to her shop.

Elizabeth often shares quilts made at Community Quilts. To date they have handed out 700 quilts to needy organisations. Well done to the handful of ladies mostly from Village Quilters and Grassroots.

A wonderful selection of books was donated to our library by Kathy Grant’s family. It is now very well stocked and is being used to a much greater extent. We will always miss our special friend, Kathy.

We welcome visitors to our meetings which fall on the second Monday of the month.

Yours in quilting

Colleen Roberts

Sow much, reap much. Sow little, reap little

KZNQNG Guilds & Groups

Area	Guild Name	Chairlady	Telephone	Cell	E mail	Monthly Meeting Date
Amanzimtoti	Cottage Patch	Daphne Reinbach		084 679 8097	daphne@reinbach.com	1st Monday
		Denise Muldal			muldalhc@futurenet.co.za.	
Ballito/Salt Rock	Sheffield Night Owls	Jeanne Miller	032 482 0190	083 255 9173	jmillierconstruct@gmail.com	1st Saturday
Dundee	Love2Patch	Marlie Bruyns		071 603 6083	marlie.bruyns@yahoo.com	Quarterly
Durban	KZNQNG	Lyn Gonzaga	031 764 5045	083 463 7729	lyngon@telkomsa.net	
Durban North	Quilters by the Sea	Sandy Wood		082 068 9459	sandywood21@gmail.com	1st Wednesday
Glenwood	Tollgate	Mary Chapman	031 762 2508	083 609 8210	mary.stan@telkomsa.net	3rd Tuesday
Hillcrest	Sew Wot	Jenni Scott	031 776 4061	084 512 8148	jenniscott167@gmail.com	Last Wednesday
Hilton	Midlands	Moiri Ryder	033 239 5690	082 686 8939	brianrowlands@ananzi.co.za	3rd Thursday
Howick	Meander	Lindy Briscoe	033 330 8117	083 735 5088	nomajuba@telkomsa.net	Last Thursday
Ixopo	Quilting@Home	Clare Smith	033 343 2999		awhsmith@telkomsa.net	1st Saturday
Kloof	Kloof Country	Twig Hartwig	031 762 3148	083 449 1800	twigg@telkomsa.net	1st Tuesday
Kloof	Village Quilters	Jane Zietsman	031 767 1685	083 778 8182	isabel@icon.co.za	2nd Monday
Margate	Hibiscus	Margi Anderson	039 315 1767	083 409 5094	margi@mtloaded.co.za	4th Tuesday
PMB	Hayfields	Madine Turner	033 396 3009		madine@iafrica.com	Last Tuesday
PMB	Truro Quilters	Asha Soni	033 391 3072		Asha.soni@gmail.com	1st Tuesday
Queensburgh	Queensburgh Quilters	Leanne Stewart	031 765 3569	083 654 7096	gregleahome@gmail.com	1st Monday
Richmond	Richmond Country Quilters	Barrie Buttiegieg	033 212 4389	074 889 2390	buttigieg.barrie5@gmail.com	4th Wednesday
		Lauren Walsh		083 799 1853	mycountrystudio@gmail.com	
Scottburgh	Pleasure Time	Heather Walker	039 975 9607	083 492 5319	heather26walker@gmail.com	3rd Wednesday
Underberg	Underberg Patchwork Guild	Anita Turton	033 701 1711		anita.turton@telkomsa.net	4th Thursday
Westville	Grassroots	Sarojani Naidoo	031 262 4430	071 302 9321	sarojani.naidoo@gmail.com	4th Wednesday
		Gill Lewis	031 266 3522	071 302 9321	gillywilks@gmail.com	