



KZN Quilters Guild

Newsletter No 116—August 2018



Magical Island by Galina Stepanova—Russia (More of Galina's quilts on page 7)

BERNINA
ON MUSGRAVE

&

Q U I L T W O R K

BERNINA's Annual Demo Machine Sale

Promotion running from 12 February - 12 April 2018

Extra-large Embroidery/Quilting area.
Includes BERNINA Stitch Regulator.
The highest stitch quality thanks to
BERNINA Adaptive Thread Tension.



BERNINA 790 Plus

SEWING AND EMBROIDERY AT THEIR FINEST

A NEW RANGE OF FABRICS
FROM TIMELESS TREASURES,
ROBERT KAUFMAN AND MORE

ALSO AVAILABLE ON OUR ONLINE STORE:
www.berninaonmusgrave.com

Shops 5&6, Silvertown Centre
117 Vause Road, Musgrave
facebook.com/BerninaOM

Tel: 031 201 2516
www.berninaonmusgrave.com
bernina@berninaonmusgrave.com

FROM THE HOT SEAT

Hello everyone

It is very sad to hear of the passing of two of our quilting friends, Pat McKinley and Lee Hackman. **Sincere condolences to their families.** We are displaying Lee Hackman's wonderful quilts at the August KZNQG open day.

Our winter has had quite a few cold days, so I hope you have all taken advantage of the weather and that you have been catching up on your quilting. I am told that the global warming will produce colder winters and hotter summers!! Mmm, not sure how I feel about that fact.

I once again remind you all of our KZNQG quilt competition on 3 November 2018. Not much time left now, so I do hope that you are all nearing completion of your quilt entries.

On a related subject – Guilds are welcome to donate any available funds to the Festival Account. These funds will be required in order to secure the venue, and similar items, and your Guilds contributions are much appreciated.

We had a wonderful Quilt Indaba this year, and I am sure that those who were able to attend, all had a great time, and learned something new. The quilt pictured on the right is one which I made at a class with Kathryn Cilliers Louw.

In the August KZNQG Open Day, we will be trying a new meeting format (check out the Open Day Programme in this newsletter) , and would love to hear from you with feedback, which will help us decide whether to keep the format or not.

FINALLY, I have managed to get to KUMIHIMO Japanese Braiding classes with Sue Stevenson, and I am loving it. This is a treat I have been promising myself for some years now, and I have achieved it.

Keep the quilting flag flying.

LYN GONZAGA



Please visit our KZN QUILTERS GUILD
Website— [Click here](#)
FaceBook— [Click here](#)

KZNQG COMMITTEE



Title: CHAIRLADY
Name: **LYN GONZAGA**
Cell: 083 463 7729
Home: 031 764 5045
lyngon@telkomsa.net



Title: SAQG REP
Name: **MARLINE TURNER**
Cell: 083 327 4881
Home: 033 396 3009
marline@iafrica.com



Title: TREASURER
Name: **MANDY KIRK**
Cell: 082 451 9773
Home: 031 262 8112
kirkdm@global.co.za



Title: REGISTRATION
Name: **LORETTE KERR**
Cell: 083 520 3926
Home: 031 464 2017
lokkerr@gmail.com



Title: SECRETARY
Name: **JENNI SCOTT**
Cell: 084 512 8148
jenniscott167@gmail.com



Title: QUILT ACADEMY
Name: **TWIG HARTWIG**
Cell: 083 449 1800
twigg@telkomsa.net



Title: SALES TABLE
Name: **LIZ REED**
Cell: 072 187 7578
Home: 031 716 8507
thereeds@ledom.co.za



Title: NEWSLETTER
Name: **SIMONA DAMERELL**
Cell: 082 974 5269
simona.damerell@gmail.com



Title: RETAILERS
Name: **SUE CAMERON**
Home: 031 783 4194
Cell: 082 854 988
ashsue@iafrica.com



Title: SOCIAL MEDIA
Name: **DEBBIE BECKER**
Work: 031 5649112/564 6005
Cell: 083 272 4022
beckerdebbie38@gmail.com



Title: QUILT DISPLAY
CO-ORDINATOR
Name: **LISE OOSTHUIZEN**
Home: 031 903 6796
Cell: 072 784 4749
songbird@toothdoc.co.za

QUILTERS CONTINUE TO GIVE



Chairlady handing over all the beanies made by members of KwaZulu-Natal Quilters Guild to the Jes Foord Foundation



Miranda Fennell handed over a huge quantity of quilts which were donated by members of the KwaZulu-Natal Quilters Guild to the Edith Benson Children's Home.



Chairlady handing over a bag of beanies to the Hillcrest Aids Centre



Chairlady handing over a quilt, donated by Sue Cameron, to the Hillcrest Aids Centre.



Chairlady handing over a quilt to the Jes Foord Foundation

The next KZNQG Open Day

Note:
New format!

Venue: St. Agnes Anglican Church, Kloof

Date: 25 August 2018 - 9am to 1pm

Programme:

- Quilt Displays:** Lee Hackman's quilts; Queensburgh Quilters; Pleasuretime Quilters.
- Demonstration:** 09h30 to 10h00 – Cheryl Bauermeister
- Guest Speaker:** 10h30 – Sue Cameron – Overcoming the fear of stepping out of the Traditional Box
- Demonstration:** 11h30 to 12h00 – Helen Burnett – Tongue-in-cheek
- 12h00 – Raffle Draw and Viewers' Choice
- 13h00 – Collection of Quilts

The retail tables will be open for business throughout the day – from 9am to 1pm

Visitor Fees – R50 per meeting – Free entrance to husbands and children under 16

It's a Debbie Thing!
Bespoke patchwork templates

Four Patch 6" or 12" square
Five Patch 12" square
Nine Patch 12" square
Drunkard Curves
Clam Shells

Get your set of bespoke patchwork templates today!

SAVE TIME, GET SEWING FAST
STITCH GEOMETRIC SHAPES ACCURATELY
MAKES PATCHWORK EASY

STITCH AROUND CURVES ACCURATELY
NO MORE DRAFTING
RE-USABLE AND ECO FRIENDLY

www.facebook.com
beckerdebbie38@gmail.com
www.pinterest.com

QUIRKY quilter

Let me quilt your quilts
for you...



TWIG 083 449 1800
twigg@telkomsa.net



Around the World of Quilts



Editor's note: Following a trip to Russia by two KZNQG quilters a few years ago, during which they met Ms Stepanova and saw her quilts, we asked Galina to tell us about her quilting journey. I hope you enjoy her story and unique work.

Quilter's profile: Galina Stepanova—Russia

Bags

I studied to be an electronic engineer, but I did not like my occupation. I wanted to sew, draw, embroider and knit. In the beginning I did these in my spare time.



I made my first quilt for my son in 1978. This was my first experience of quilting, I did not know the technique and rules and did not have any literature on patchwork, but the desire to sew was enormous. Fifteen years later I sewed a second baby and an adult quilt.

In the beginning of 2000 I saw patchwork blocks sewn by one of my friends. It was like an explosion!! I did not want to do anything else. At the same time, I visited a patchwork exhibition and my desire to sew still grew.

I found a teacher, took lessons and diligently sewed-up all the blocks. I continued to learn the technique until 2005. I really enjoyed the courses I attended, and now I sometimes go to workshops presented by famous quilters.

I wrote my own program "Patchwork for the lazy and busy" and started teaching in 2006. In 2015, my first book by the same name was published. At the same time, I began to publish my articles on patchwork in the Russian patchwork magazine, and later in other magazines on needlework.



Old Yard

When I became a quilter, a huge world of creativity opened up for me, and it completely changed my way of life. Patchwork became a profession for me, a relaxation, a circle of communication.

In Russia, patchwork has become very popular in the past 10 years. In the past, patchwork was more a housewife's occupation, common in villages, not in the city. When I started sewing the first quilts, some of my friends asked: "Are you short of money?". They associated patchwork with poverty. And I'm very glad that this attitude to patchwork has now changed.

When I was still learning patchwork, the stitches turned out curvy. I did not have problems with the selection of fabrics and colors, but to sew accurately straight was an issue. I also do not like to iron. And so, my own style emerged: curved lines sewn onto a base and quilted.

My first quilts were traditional. I mostly sewed decorative pillows for sisters, friends and neighbors. I then began to sew small picture quilts. Much later, quilts became more abstract, in the form of art quilts. I like the different textures of fabric, different colors, often use linen and silk. I find linen a very pliable fabric and silk gives an overflowing and festive mood. Curved lines have become my favorite technique in patchwork., but when I sew blankets, of course, I use traditional patchwork.

I like to use furniture fabrics. In quilts I use fabric samples, which furniture workshops throw away, but for the quilter this is a wonderful material. Thanks to these fabrics, I created a series of quilts called "Seasons in a megacity". For embellishment I used buttons. I also made covers and rugs from them.



Seagulls

I also teach a patchwork bag course, which is fashionable and relevant. I design the patterns myself. I enjoy the bags because they are not flat, but have volume, form. I like to think through a pattern, adjust it, sew a layout. This is creativity.

In 2012 and 2016 my solo exhibitions were held in art galleries. Since 2006 I take part in the Russian quilt festivals. In 2006 I participated for the first time in a quilt competition of the Moscow region and my quilt won first place.



Life Page

I have been teaching patchwork for more than 12 years. Most of all I like the beginners course. I like to change beginners' opinion: in patchwork sewing there is nothing complicated, the main thing is to move from simple to complex.

Bakhchisaray



The main Russian quilt festival is held every two years in the city of Ivanovo. This is a non-profit festival. I have participated in the Ivanovo Festival since 2007. My quilts were awarded special prizes in 2007, 2013, 2015 and 2017. In 2014, my quilt "Hanukkah" was exhibited in France at Euroville as part of the Russian exhibition.

It is difficult for me to say what my quilts express, most likely my condition at the moment. Color corresponds to the mood of a person. If in a bad mood, I choose dark colors, if in good - choose light or bright. Once complete, I often name the quilt by the associations that it excites ("Life page"). When I participate in a quilt project and quilt on a given topic, I make sketches, drawings, sometimes patterns (Quilts "Bakhchisaray", "Seagulls"). But I like this way less.



As soon as I started patchwork, I abandoned knitting and embroidery for a long time. I begrudge spending any time on other activities, though I sometimes knit, but only for myself and it happens rarely. Although knitted products can be used in quilts, I really prefer using old fabric and clothes, give them a second life. This is important from an ecological perspective. I have devoted two chapters to this topic in my latest book, and if I write a third book, I believe it, too, will be devoted to this topic.

Since 2005, I am the chairlady of a quilt guild "Inflorescence". we meet twice a month, we show our new quilts, we analyze new techniques and sew group quilts and projects. We are currently working on the project "Russian sateen", using old Russian fabrics. This theme is very exciting and 19 quilts have already been sewn for the project.




Summary Morn



Hanukkah

FESTIVE CHALLENGE



In our never-ending quest to raise funds for our upcoming Festival, the KZNQG Committee have decided to challenge all our members. We will be selling **challenge packs at R60**, at our meeting on **25 August**, and are asking you to make a festive quilt/table runner/place mats or whatever you like.

Size **Min 30 x 30cm, Max 1.5 x 1.5m**

As only 50 packs are going to be available, it is on a first come, first paid basis. Packs will be available at the registration table. **PLEASE BRING CASH.**

There is not much time to get this project done as **deadline is 26 October**. Drop off points will be advised later on. Quilts will be judged and the winner will receive an exciting prize.

Quilters' Calendar 2018

25 August:	KZNQG Open Day
8 Sept:	Quilt Academy
7 to 9 Sept:	Pietermaritzburg Garden Show
22 Sept:	Pleasuretime Quilters Guild Exhibition – St. Paul's Anglican Church Scottburgh 8h30am – 12h30pm
13 October:	Richmond Country Quilters Exhibition – Richlands Church, Richmond
3 November:	KZNQG Open Day – “Our Environment” Exhibition
10 November:	Quilt Academy



20th South African National Quilt Festival

*16-23 August 2019—Heronbridge College, Fourways,
Johannesburg*

The Festival website is live: festival.quiltsouthafrica.co.za—please feel free to visit and find out what is new. On the website are application forms for Teachers, Retailers and Sponsors to fill out if they would like to participate in the Festival.

DURBAN FESTIVAL 2023



Durban's next festival will take place in 2023. We have 6 years to prepare for our festival, and we need to start now. Your Guilds have been approached to help making things.

Guilds are welcome to donate any available funds to the Festival Account. These funds will be required long before the Festival date in order to secure the venue, teachers, accommodation, gifts and other items, and as such, your Guilds contributions are much appreciated.

Please also remember that KZNQG would like a quilt each year to raffle, between now and 2023. Donations of top-quality quilts welcome!!

LETTERS FROM THE USA

May—July 2018

Hi All,

My new best friend (Sylvia) and I took a trip to the local quilt shop last week. A beautiful shop with lovely friendly people. Lots more patterns and gadgets than our shops, a good selection of fabrics but once converted, no cheaper than in SA, so the fabric will stay where it is, till my little shop needs something it can't do without!! They also have a lot of the patterns, and you can get lessons on them off YouTube.

Just as well its not a shop to die for, so for now have not desire to add to my stash. We did go there for a special reason. I'm making two quilts for Sylvia's grandsons and we want to transfer pictures onto the labels. We wanted to find out where we could go to get photos transferred to fabric. All they could offer was the computer transfer fabric which Sylvia already had. So we set off to explore every copy shop in Palm Coast. Well quilters this is one for the record books. A "first" world country I have moved to and we could not get it done anywhere straight onto fabric, so SA do have things that are not available here. Of course (changing the subject) there are the certain brands of chocolates not available here either, very sad.

Here we are nine months down the line, still enjoying the new experience and managing on our limited budget, though I wish it were more, so I could get the garden sorted so I can relax and enjoy it. But as Brian says if we do it all at once, there's nothing to look forward to.

Sadly our neighbours, Sylvia and Ramon, leave in a few days to head to their Alaska home for the summer. They are planning to put it on the market and move here permanently. I am praying hard for that as we will miss them when they go.

I have just finished making a baby quilt for a friend from SA who also has a son in the US and they are about to have their first baby. I added a panel to make it bigger and more useful. Still have the fingers going with knitting in the car and crochet while watching TV. No time for idle hands.

I will bid you all farewell for now. Lots of love and special blessings -
Brian and Vereker

WINNERS AT KZNQG OPEN DAY MAY 2018

Winner of FABULOUS 40S FRIENDSHIP QUILT raffled by KZNQG is Lynn O'Neill

Quilt Indaba winners:

Sandi Elliott won the SINGER SEWING MACHINE for entering into the Amafu Challenge

Heidi Freeman won the IRON PRESS for being the Lucky Indaba Delegate (photo on the right)

Jane Zietsman won the BERNINA MACHINE.



A photograph of four panels of African art displayed on a wall. From left to right: a portrait of a man in profile, a colorful geometric pattern, a grid of small squares, and a scene with figures. Each panel has a small label in front of it.

Below—selection of Challenge quilts on Silent Auction





Selection of Green Knysna
Louries made at the So-
phie Standing course

KZNQG QUILT COMPETITION 3rd Nov 2018
Theme: Our ENVIRONMENT

Categories for our quilt competition 2018:

- BED QUILTS:** No side shorter than 150cm and no longer than 250cm
WALL QUILTS: No side longer than 200cm
OPEN: No side longer than 200cm
GROUP: No side longer than 200cm
CHALLENGE: Buy your Challenge Pack at our meeting 25 Aug. R60 each.

The quilts will be judged and critiqued and there will be a First Prize (R1000) for each category.

- ☐ Entries are due by no later than **1 October 2018**.
- ☐ Quilt delivery is no later than **Friday 26 October 2018**

Please remember that all quilts entered in this competition will be eligible for the next National SAQG Quilt Festival, to be held in Johannesburg, August 2019. **Start sewing !**

Competition entry fee: R80. Discounted to R60 for existing KZNQG members

The on-line registration can be found on the following website:

<https://bookwhen.com/kzn-quiltcomp>.

Competition Rules and Instructions on how to enter your quilt are attached.

Queries to: kznquiltcomp@gmail.com



South African Quilters' Guild
Promoting Quiltmaking in South Africa

SAQG COMMITTEE MEETING REPORT BACK

By Martline Turner

On the weekend of 7-8 July the SAQG Committee meeting was held at the Cannons Creek School in Cape Town. Once again, the Reps were hosted by Renee de Beyer and Jenny Hermans. The catering was done by Renee and her son and we were treated to the most delicious meals. Pine Needles Guild did the teas for both days.

We had a very long and comprehensive Agenda with lots to discuss and decide upon.

HALL OF FAME One of the most exciting items on the Agenda is the Hall of Fame. This is where we will honour our Quilters, Teachers and Vendors. In the Hall of Fame we will showcase the work of a Quilter/s or the contribution a vendor/s has made to quilting. Anyone can be nominated for this honour. I will give you more information once available. There will be nomination forms for each category. Watch this space—it is very exciting!

WEBSITE The website is up and running. Jenny asked that guilds send her any info that they would like to be put onto the website to keep it updated and fresh.

FESTIVAL 2019 Sandra de Wet gave us a Festival update. The Festival theme is INTERCHANGE THREADS CONNECT. Sandra recommended that future festivals stick to just one strap line: they have Interchange-Threads connect” just one is more workable.

VENUE The committee have been very busy organising and fundraising. They are so very excited with the venue that they have secured Hebronbridge -a private school with all the amenities that a Festival like this requires.

The website is up and running, with a pleasing contemporary look and feel, and the ease of navigation. The online application from teachers, retailers and sponsors have gone smoothly.

COMPETITION The Competition Categories are advertised on the Website. With regards the exhibition brochures, as we all know, it is very expensive to print these, so there will no longer be a brochure printed. Also, so many visitors use their cell phones to photograph the quilts. The CD that has been made in the past will be replaced with a USB stick.

The Committee would like to encourage Quilters to enter quilts, and this year the entry fee has been lowered to R150 per quilt. There will also be a Lucky Draw prize for group entries, to encourage those who are too nervous to enter on their own.

CHALLENGES There will be two challenges, the Local Challenge, already advertised, focused on the theme “Threads Connect”.

The committee are also working on an International Challenge, a tri-nations one similar to that at the 2008 festival, that was so successful. This challenge will focus on the “Interchange” part of the logo. Erla Cilliers has been working with two European guilds, who will hopefully participate in this challenge. These quilts will be judged independently of the main competition. Master Quilters are not eligible to enter this part of the competition, thus as a result, the Committee is hoping to encourage newer quilters to enter.

TEACHERS. There was a good response from South African teachers eager to offer classes. Combined with the overseas contingent, there will be 89 workshops available with lectures every day.

So all in all this is a Festival to look forward to.

About SAQG

By **MARLINE TURNER – KZNQG Representative**



The South African Quilters' Guild is the National Guild of South Africa. It is a non-profit association with 11 Regional Guilds represented and other quilting groups that are affiliated to the SAQG.

So the SAQG is the umbrella guild of the regional guilds. Membership of SAQG is automatic for paid up members of the regional guilds, individuals and Country Groups who are affiliated to the Guild.

MISSION STATEMENT: *To foster an environment in South Africa where all people interested can reach their full potential in quilt-making, nationally and internationally.*

The aim of the national guild is to be a resource of information and to support regional guilds and groups in their activities to further the objectives of their guilds.

We aim to

- Promote quilting and quilt-makers nationally and internationally.
- Establish basic rules and regulations as well as categories for National Quilt Competitions.
- Be present at the National Quilt Festivals organized by the regional Guilds.
- Support the Guilds by:
 - * promoting the art of quilt-making in all South African communities
 - * educating the quilter and the public about quilts and quilt-making
 - * encouraging high standards of design and workmanship in quilting

In 11 geographical areas in South Africa regional guilds have been established since the mid 1980's. **Each Regional guild** is run by a committee and they have paid-up members, hold meetings, run projects and events that strive to meet the needs of their members.

Each regional Guild chooses a person to **represent** their guild and to serve on the SAQG committee. **The SAQG Representatives** are the links between guilds, keeping their members informed and up to date with quilt related matters in the country.

The SAQG Representatives take on their responsibilities and handle portfolios to meet the objectives of the Guild and do their job and duties voluntarily.

SAQG strives to meet the following Objectives

- To promote Quilting in all SA communities.
- To set guidelines for the National Quilt Festivals organized and hosted by the 4 main Regional Guilds in South Africa.
- To ensure competent and fair judging at SA National Quilt Competitions by:
 - * Setting the Rules and regulations of categories for National quilt competitions
 - * Conducting Quilt Judge Accreditation Course as required
 - * Maintaining a list of SAQG Accredited Judges
 - * Maintaining a list of judging events and evaluations
 - * Co-ordinating the SAQG Judges' Forum

- To organise Exhibitions from time to time e.g. the Biennial Travelling Exhibitions.
- To maintain a SAQG website that is a reference website that provides information about regional and country guilds, teachers and judges and many other aspects of quilting in Southern Africa.
- To encourage guilds and groups to participate in community, outreach and charity projects and to showcase their involvement on the SAQG website.
- To encourage individuals, groups and guilds to engage with youngsters, showing and telling them about quilts and quilting and how to quilt by offering projects, workshops that teach basic sewing and more advanced skills and set competitions, to grow the future quilters.
- To encourage the celebration of the International/ National Quilt Day on the third Saturday in March each year.
- To maintain records of Heritage Quilts in Southern Africa and add information as necessary.
- To maintain a history of Quilt-making in South Africa.
 - * To chronicle the Final Reports of all National Festivals.
 - * To keep a Register of Prize winning quilts at National Quilt Festivals.
 - * To have a Quilters' Hall of Fame on the website that honours quilting personalities.
- To compile and maintain a National Quilt Teachers' Register.
 - * To run Quilt Teacher Accreditation courses as required.
 - * To establish and have a Teachers' Forum where matters are discussed and a regular newsletter is sent to Teachers' Forum members
- To compile and maintain SAQG Membership lists.
- To compile and maintain a SAQG Directory with information and contact details of guilds, groups, shops all over the country.
- To send to all members by email a regular SAQG Newsletter.
- To bring together annually, the Representatives of Regional Guilds in order to carry out the above functions.

Membership of SAQG - Affiliated guilds and groups give the SAQG an amount of R10 per person on their membership list per annum as a contribution to further the aims and objectives of the SAQG. This relatively small payment entitles the members to automatic SAQG membership and goes a long way to supporting the goals of the National Guild. Individuals can join for R50pp per annum.

We currently have 2006 members.

Funds in the SAQG are used to maintain the website and running costs of the guild. Funds are used to donate the cash prizes for Best on Show quilts at the biannual NQF and towards many of the projects, programs or courses that further the aims of the Guild.

I hope the above give you an idea of what SAQG has done over the past 29 years and what role your Guild Representative plays in keeping the Guild going, and passing on information and in furthering interest in the quilting community. Note that the Hall of Fame and Directory are being established.

R10 paid per person by your guild to SAQG is a meagre amount over 12 months! It is the price of a bottle of water or chocolate.



8 SEPTEMBER 2018

Quilt academy

Bookings on: <https://bookwhen.com/quilt-academy>

"Square Dancing"

It may be the middle of winter, but Spring is on the way and Quilt Academy has the perfect exercise regime to get us quilt ready for the new season: "Square Dancing"

Mary Chapman is ready to guide us through the steps - to teach us the rhythm and help us find our feet... so come with a quilting partner and join in the fun!

We look forward to seeing you at Quilt Academy
Requirements and Banking details will be sent by email once booking and payment have been received.



R130 per person
Easy Online Booking

Queries?
annette@hackey.co.za
twigg@telkomsa.net

Dates for 2018:

8 September
10 November

09h00 – 15h00

*Gift Vouchers
Available

VENUE:

Hillcrest Holy Trinity
Anglican Church
Corner: Elangeni and
Nqutu Road, Hillcrest

Border Patrol!

By Claire Wallace—International Educator for Handi Quilter.

Article reproduced with the kind permission of Claire Wallace (www.quiltastix.co.za) and Sharon Calvery from Stitches Magazine

Borders. How can 7 little letters give us so many problems? Borders that are too long mean you get waves and “Dog ear” corners. Borders that are too short mean the centre of your quilt puffs up and borders around blocks (sashings) cause exactly the same issues. We have ALL been there at some time or another but fortunately, the solution is simple! When I started quilting I used to just cut a strip of fabric and sew it on starting at one end. I soon found out that I didn’t get the result I wanted!

Once you have finished your quilt top, it SHOULD lie nicely flat when laid out on a table or clean floor, but we all know that ‘s not always the case! The problem generally starts with sashings on blocks and blocks that are not all squared up to the same size from the beginning. By the time you have put all these together and multiplied a few millimetres difference over 10 or 12 blocks, you can have quite a challenge on your hands! Then you add borders and boy oh boy what have we got here!



Measure your quilt horizontally through the centre and again about 1/3 of the way from each end. Don’t measure on the edges of the quilt as these can easily stretch. Ideally each of these measurements should be the same but that is rarely the case! A difference of about ½ inch can be worked in without too much problem. If you have a bigger variance than that, then you will have to go back and see where your extra fabric has crept in! In my example here, (I’m

using a block rather than a whole quilt) the top, bottom and middle measurements are 12.5 inches. A perfect block! How lovely!



Cut your border strips to the desired width and length. If at all possible cut them down the length of your fabric rather than across the width. This way you will have much less stretch to your strips which will mean you are less likely to sew in extra fabric. However, cutting across the width is also fine but you need to be more aware of the stretch. Cut 2 strips to the width of your quilt (12.5 inches in my case). Fold the strip in half and then half again and mark those centres (you will have 3 markers).



Fold your quilt top edge in half and half again marking these centres.

Match the markers on your quilt to the markers on your border strip and pin. Then pin the rest of the length, easing in any additional fabric or stretching slightly to get the 2 pieces to fit. Doing

this will allow any extra fullness to be spread along the length of the border and not all be squeezed in at the end.

I'm going to share with you the method to add your sashings and borders so that your quilt tops will be nice and flat, square and lovely to quilt. It all comes down to measuring. Yes, I know; what a pain! But it really is the key. So get out your tape measures and here we go!

Sew your $\frac{1}{4}$ inch seam removing the pins as you go and then carefully press. Repeat for the bottom edge of your quilt. Ok, you now have the top and bottom borders attached. Next you need to turn the quilt and repeat the process for the side borders - measure through the centre, cut strips, fold to find centres, pin and sew. If you follow this process you will definitely have a quilt top that is square and lies flat. That translates into a top that is simpler (and more fun) to quilt!!



While we are on the subject of measuring: how many of you measure your binding when you attach it? Have you ever

made a quilt that had a wavy edge when you'd finished it? Bindings are just like any other border - if you don't measure it, you're asking for trouble. Ask me, I know from personal experience! Most of my quilts are relatively small and I'd not had a problem until I put the binding on one of my show quilts called African Fusion.



My perfectly flat quilt ended up with a lettuce leaf edge! I phoned my friend Ina for advice. "Did you measure it?" She asked. Did I what?!!! So I ended up taking the binding off and starting again. By measuring it, I removed 7 inches of fabric, yes, 18 cm of additional binding fabric that I'd managed to sew in the first time round. No wonder it wouldn't lie flat! It happens to all of us! You are not alone but at least you should now be on the right track to making your quilting so much simpler! I know I took a picture of the offending binding and resulting lettuce leaf but for some unknown reason I must have deleted it so can't share it here. But I did at least tell you about my experience!

Happy quilting friends until the next time!

Also seen On Display at the May KZNQG Open Day



GUILD NEWS

Meander Quilters

After a busy first half of 2018 these are the products of our creative enterprise. Our Charity quilt for this year was made for Sunfield Home for mentally impaired adults. Hand-over photo on the right.



The group of ladies at the Amber Bees at Amberglen made tactile quilts for their Alzheimer's residents in frail care—photos of these quilts above and to the left.

Queensburgh Quilters

The past couple of months has been a very busy period for our guild members. Leanne visited London and Paris. A few of us attended quilt Indaba 2018 at Emoyeni Lodge participating in various quilt and knitting classes. We were all busy knitting beanies that were donated to the Jess Foord foundation. A few crocheted blankets also made their way to this charity drive. Joy's daughter had a beautiful wedding in Uvongo and the night was danced away and enjoyed by family and friends.

Joy, Lorette and Magda attended Bernina day at Grace Church celebrating Bernina's 125 years birthday celebration. Rose Stanley visited our guild and showed us some of her beautiful quilts, all beautifully hand quilted by her.

We have organized a guild workshop to start the making of our allocated contribution for the festival goody bags. Lots of fun and chatting will accompany this workshop. Let's hope we get to actually sewing the pieces together!

Our guild is a close knit little quilting family and we share in the happy times and the sad times. The happy news is that Magda is becoming a first time granny to a baby boy who will be born in December this year. She is super busy sewing up a storm of all things small.

Then our sad news is that Joy is saying goodbye to her son Richard and his family who are leaving to live in Australia. We wish them all the very best. We also say goodbye to Rosemary and Darryl Hurter who are leaving to go and stay with their children and grandchildren in Sydney. We wish you both much happiness in this new chapter of your life. We will all miss you very much. We are very grateful to Rosemary for the valuable contribution she has made to our guild.

If your New Years
resolution is to
finally kick your
quilting addiction...

Feel free to drop
your fabric off at
my house!



Fabrics Unravelled©

A division of PAW Tech CC

Textile Training Workshops

Textbooks

Educational Packages

Contact: Heidi Cox

fabrics@fabricsunravelled.co.za

+27 82 706 4283

Sheffield Nite Owls - Ballito

Wow where does the time go?? The months fly past so quickly in the lives of quilters!

In our last newsletter we were looking forward to the Indaba and now that is just a fond memory. Not all of us were able to attend but those of us who did thoroughly enjoyed our classes. The only downer was when I crashed down on my face and looked dreadful for the next few weeks.

The quilted cushion cover pictured on the right is the result of my class with Claire Wallace. I am really proud of it!

The Nite Owls have been diligently activating their creative side and surprising themselves with the quilt blocks for the Our Environment quilt competition, and have so enjoyed the process.



So many of our members seem to have been away in the last few months but we still enjoy our monthly meetings. Marline Turner was due to give us her Sashiko class but at the last moment, with so many absentees, sent on notes and instructions for us to give it a try without her as two of us had previously done the class with her. Somehow we muddled through it and all enjoyed the process and one really pretty quilt emerged from Lorraine and Alice.

We continue to learn wherever we can and enjoy the friendship and camaraderie of our hobby.

Best wishes to all from Ballito

Fiona



Kloof Country Quilters



Sue Cameron at June meeting

We have had a busy past 3 months. The members have been busy with the 4 group challenge quilts. The groups have met in different homes, WhatsApp messages have flown between ladies and new friendships have been forged. We look forward to hearing the stories behind the quilts when they are revealed at our AGM on 7th August 2018. These 4 quilts will be entered into the KZNQG Quilt festival in November!!!

In May, we learnt so much about the humble sewing needles' history and development from Erica Freese. I am sure we will all treat our needles with greater respect now!!! We so enjoyed learning tips and techniques from Sue Cameron in June – so useful to get our quilts show ready. Of course it was wonderful to see her beautiful quilts too.

Our July mid-winter meeting was a time to share quilting stories with members bringing in favourite quilts for show and tell.

Our ladies knitted many beanies for Jes Foord Foundation and we are currently knitting snuggle bears for dementia sufferers as September is Dementia Awareness month.

Regards, Felicity



Beanies made by members of Guild for Jes Foord Foundation



Snuggle Bears

Pleasuretime Quilters guild , Scottburgh

Although sardine fever is rife along the South Coast at the moment our ladies have still found time to either sit at their machines or keep their fingers busy with hand quilting.

We are currently raffling one completed quilt - known as the Hexie quilt -in aid of Alexander Park, the old aged home in Scottburgh. This was a group project undertaken by the ladies known as the Hillfillies... no, not the HILLBILLIES, although sometimes their behaviour does need checking!!!

The quilt which won a 3rd on the Royal Show is entirely handmade and has beautiful embroidery in alternate hexagons. *The draw for this takes place in September at our ART and QUILT EXHIBITION on Saturday the 22nd September at the Anglican Church, cnr Cordiner and Williamson Streets, Scottburgh. The exhibition runs from 8.30-12.30 and the entrance ticket will include refreshments.*

In addition to the quilts and art on display we will have a sales table, vendors, second hand mags for sale and demonstrations. We would love to see you at this, our 5th exhibition.



A second group quilt which the entire guild worked on is busy being completed and the raffling of this will be launched at the exhibition. This is a chicken/rooster/chook quilt and the beneficiaries of this will be an animal charity.


Towards the end of last year Sally Harley undertook to teach various different and interesting squares at our monthly workshops with the idea that these would become a crazy quilt! One by one the ladies who took part in this project have been presenting their quilts at the monthly show and tell. We have seen some really stunning results. The quilt became known as the PEANUT quilt- because once you start you just can't stop!! Apart from this our members have continued to present some beautiful bags and cushions and among

other quilts 2 really LONG term purple/mauve projects now completed!!

I especially need to mention our hard working and very talented Shirley Benade who submitted 9 items to the Royal Show! Shirley won a trophy for 2nd overall in the Home Industries Section where one had to enter 4 sections to qualify and was treated to a special breakfast function. She really sets a high standard for the rest of our guild to aspire to and is always ready to lend a hand and share her knowledge.

It has been great to welcome several new members to our guild in the last couple of months, mostly ladies who have moved into the area into either existing or newly developed retirement villages. We are always happy to welcome new faces and new ideas.






Hibiscus Quilters Guild

Hello from a chilly South Coast

Well, winter eventually got here with a blast of cold weather which sent us scurrying for our warm clothes.

Our Surprise Hexagon project turned out to be a lovely little drawstring bag - great for storing all those little bits and pieces that get lost on the sewing table. It also makes a super gift idea (pic on the right).



We had a lovely morning with Sally Harley who was our guest speaker for June. Sally showed us a quick and simple way of joining rows of blocks together. We were amazed at the short cuts to what can be a long and trying process.

Avril Musgrave made a beautiful cushion cover using the techniques Sally showed us.



Avril's cushion

July brought us one of our favourite pastimes - the Round Robin. Four of our members give us a demo at their table and then the ladies move on to the next table after 10 minutes or so. Lucile Latham took us through the intricacies of hand quilting - showing us how to protect our fingers from the inevitable needle pricks! Toni Gardner showed us how to construct one of her beautiful bags, Avril Musgrave demonstrated crazy patch - with embellishments (Avril's speciality, a real hand work fundi!) and Norma Struwig showed us how to tackle free motion machine quilting - Norma made it look so easy! We were all raring to go after that demo but we will need lots of practice before we get that good.

Two of our ladies have left - Arlene Heher has gone to Evelyn House in the Midlands after being a member for over 15 years. Arlene has already become the Secretary for the WI and tells us that there is a thriving craft club at the complex. No doubt quilting classes will soon be on the programme! Joan Budde and her hubby have re-located to Pretoria - the first thing Joan had to do was buy an electric blanket! Before she left,

Joan researched all the quilting guilds in her area and has assured us that it won't be long before she has joined one of them. We wish both of them good luck in their new homes.

Happy quilting.
Margi Anderson



Toni's other bags!!



Toni's bag

Richmond Country Quilters

Greetings all

We had a working meeting to finish off all the hexagons for our Care Quilt and then it was put together. This quilt was a pleasure to make and it really came together easily. All the hexagons were quilted and then joined. I love scrap quilts and the result was really great. The Guild supplied the backing and the batting and members donated the top pieces. A very happy quilt I think which will hopefully bring joy to some deserving person in our community.



A few of our members went to the Bernina celebratory day at the Pietermaritzburg Bowling Club and found it an extremely informative day. Lots was learnt and new contacts and friends made. 2 of our ladies bought the quilting frame for free motion quilting so we look forward to seeing what they come up with.

We had Margie Webb of Bernina come and chat to us with a machine demonstration and lots of interesting accessories.

As 2018 is our Exhibition year we are all really focused on work for display and as such have been doing more sewing at our monthly meetings. Our Winter Workshop was held at our usual monthly venue this year where we brought our work and sewed all day. What a pleasure it was to not have any interruptions. I certainly got a great deal done and there was a pleasant hum of machines and happy conversation. Delicious soup was brought by Karen and Christine and Louise and Heidi brought home-made bread, just the right kind of meal for a cold time of the year.

We look forward to Marline Turner talking to us at our August meeting and then we will be getting down to the nitty gritty of

displaying our quilts at Richlands Church on 13 October 2018.

Hope to see you there.

Winsome English

Sew Wot Guild

The guest of our June meeting was Tiiu Excel, who told us the story of the Sew Wot Guild since its inception, and showed off her beautiful quilts made while she was a member of the Guild.

In July, on a freezing and rainy day, we got together to learn reverse applique freestyle technique (photo on the left) and eat delicious lunch! During show and tell, Ronel showed us two quilts she made from old duvet covers (photo below right).



Village Quilters of Kloof

We are now half way through the year. Have you all made a quilt for your loved ones for Christmas? No !! Well thenyou HAVE made a quilt for the Kwa-Zulu Natal Quilters' Guild exhibition in November? Nearly finished? Well done. We are all looking forward to the new quilts that will be on show. Haven't started - you had better get a move on because time is getting short - you have many late nights ahead of you.

Straight after Quilt Indaba Kathy Knox was our guest speaker. We were very fortunate to have such a highly qualified teacher to talk on Design Coaching and could all make a connection between with what she had to say and with various aspects of our own work. An excellent speaker.

2018 means that Village Quilters has been around for 30 years. We had a lovely celebration in June with everyone helping with the food. We managed to locate most of our past chairladies and they gave us many good laughs with stories of their guild memories. Then there was a slide show of our 30 year history which created gasps of "what was her name", "look at that", "I had forgotten about that", "Oh wow" etc. It was such fun.

We were very sorry to hear about the passing of an old guild member at the ripe old age of 90 - Pat MacKinlay. She was such a vibrant and enthusiastic lady and will be fondly remembered by all who knew her.

We needed to see Rosemary Hurter's work before she sets off for Australia. So July was devoted to her and how we enjoyed seeing all her beautiful quilts and handwork. Rosemary is going to be greatly missed but some of us will be able to make contact with her down under when we visit our kids in Sydney. Good luck and God bless Rosemary - please keep in touch.

Colleen

Grassroots Guild

At our April meeting, we had Beryl Campbell, retired principal of Fulton School for the Deaf talk to us about deaf children. It was most informative to learn about the complexities and joys of dealing with deaf children.

In May, we exhibited the Travelling Exhibition quilts and Marline Turner and Odette Tolksdorf walked and talked us through them. What a wonderful talent we have in our South African quilters.

June saw Mano Naidoo tell us about Saris and the different meanings of saris.

Ginny Koumantarakis then spoke about the Movable Art Show in JHB 2017 and a visit to the Royal Academy of Art in London.

In July we have a series of demos by Judy Fennemore, Pauline Law, Colleen Roberts and Marline Turner. Always a popular theme for a meeting.

The Buddy Group system has brought a new energy and vibe to the guild, so we will be continuing with it for the foreseeable future. The members are enjoying becoming more involved in the running of the guild.

LYN GONZAGA

KZNQG Guild Database August 2018

Area	Guild Name	Contact	Telephone	Cell	Email	Monthly Meeting Date	Time	Venue	AGM
Amanzimtoti	Cottage Patch	Janet Jackman		072-610 5702	janetrosalind50@gmail.com	1 st Monday	9 - 12pm	Toti Library	March
Ballito/Salt rick	Sheffield Night Owls	Fiona Walker	032-946 0874	083-311 7330	fifrog@telkomsa.net	2 nd Saturday	9am	Alice Massie	None
Durban North	Quilters-by-the-Sea	Ina Baker		082-657 6220	ina@inabaker.co.za	1 st Wednesday	9h30am	North Dbn Lion's Den	
Glenwood	Tollgate	Twig Hartwig	031-762 3148	083-449 1800	twigg@telkomsa.net	3 rd Tuesday	7-9pm	Glenwood Comm.church	Aug
Hillcrest	Sew Wot	Jenni Scott	031-776 4061	084-512 8148	jenniscott167@gmail.com	1st/2nd Sat	9am - 3pm	Members' homes	Feb
Hilton	Midlands	Jane Renton	033-2631276	082-558 1682	jane@nietveilandscapes.co.za	3 rd Thursday	9h30am	Hilton Methodist	
Howick	Meander	Janet Waring & Christine Wassung	082-922 2391 Janet	082-8752384 Christine	warinj@beycom.co.za terryw@sai.co.za	Last Thursday	1.45-4pm	St. Lukes Hall howick	Nov
Ixopo	Quilting@Home	Denise Muldal	039-834 1437		muldalc@futurenet.co.za	1 st Saturday	9.30-5pm	Denise Muldal's	None
Kloof	Kloof Country	Felicity Crouch	031-767 4695	084-608 4432	dacabs@telkomsa.net	1 st Tuesday	9.30 - 12	Sarepta church	Aug
Kloof	Village Quilters	Titiu Excell		083-642 2006	tiuu.excell@gmail.com	2 nd Monday	9h30 - 12pm	Methodist Church, Kloof	Nov
Margate	Hibiscus	Margi Anderson	039-315 1767	083-409 5094	margi@mtnloded.co.za	4 th Tuesday	9h30am	Village happiness	Oct
PMB	Hayfields Quilters	Marline Turner	033-396 3009		marline@iafrica.com	Last Tuesday	2-4pm	NG Kerk, Dryden Rd	
Queensburgh	Queensburgh Quilters	Magda Lombard	031-464 5038	083-794 5038	magda.lombard60@gmail.com	2 nd Saturday	3-6pm	Members' homes	Jan
Richmond	Richmond Country Quilters	Winsome English	033-212 1294	072-963 9811	winsome@webmail.co.za	4 th Wednesday	2-4pm	Richmond Bowling Club	
Scottburgh	Pleasure Time	Jenny Evans	039-976 1012	082-586 2044	jenny@scottnet.co.za	3rd Thurs.	2pm	Dutch Reform Church	March
Underberg	Underberg Patchwork Guild	Rosemary Storm		071-508 8292	ro@stormco.co.za	4th Tuesday		Cathy Knox's home	
Westville	Grassroots	Lyn Gonzaga	031-764 5045	083-463 7729	lynngon@telkomsa.net	4th Wednesday	9 - 12pm	Westville Library	June
Zululand	Zululand Quilters Guild Richards Bay	Elsje Pretorius	035-789 2535	082-953 5642	elsjeen@hotmail.com	4th Saturday	10-1pm	Elsje's home	