



# KZN Quilters Guild

Newsletter No 115—May 2018



Winner of Best Hand Quilted—International Quilt  
Show Dubai 2018—Marline Turner—Wedgewood



**BERNINA**  
ON MUSGRAVE

&

Q U I L T W O R K

## BERNINA's Annual Demo Machine Sale

Promotion running from 12 February - 12 April 2018

Extra-large Embroidery/Quilting area.  
Includes BERNINA Stitch Regulator.  
The highest stitch quality thanks to  
BERNINA Adaptive Thread Tension.



**BERNINA 790 Plus**

**SEWING AND EMBROIDERY AT THEIR FINEST**

A NEW RANGE OF FABRICS  
FROM TIMELESS TREASURES,  
ROBERT KAUFMAN AND MORE

ALSO AVAILABLE ON OUR ONLINE STORE:  
[www.berninaonmusgrave.com](http://www.berninaonmusgrave.com)

Shops 5&6, Silvertown Centre  
117 Vause Road, Musgrave  
[facebook.com/BerninaOM](https://facebook.com/BerninaOM)

Tel: 031 201 2516  
[www.berninaonmusgrave.com](http://www.berninaonmusgrave.com)  
[bernina@berninaonmusgrave.com](mailto:bernina@berninaonmusgrave.com)



# FROM THE HOT SEAT

Hi everyone

I hope you have all been beavering away at your quilt for our competition at the end of the year. The theme is OUR ENVIRONMENT. The environment is all around us, so you can do just about anything. There is more information about the competition in this newsletter.

Our May meeting promises to be a good one. We are having a silent auction. So you will all have an opportunity to bid on your favourite quilt.

Quilt Indaba takes place at the beginning of May. This year, it is going to be huge. We already have 120 delegates. It runs for a whole week, Monday to Sunday, the teachers are very diverse, so there is something for everyone.

We were all very sad to hear of the sudden passing of Brenda de Kock, a long-standing member of KZNQG.

Our sincere condolences to her family.

Welcome to the two new members to the KZNQG committee, Jenni Scott, our new secretary, and Lise Oosthuizen, our Quilt Display Co-ordinator. We hope you will be very happy with us.

Keep the quilting flag flying.



The quilt pictured above is of a floor quilt Lyn made for her daughter and is called

CHLOE'S BIRDS



Please visit our KZN QUILTERS GUILD  
Website— [Click here](#)  
And our KZN QUILTERS GUILD Face  
Book site— [Click here](#)

# KZNQG COMMITTEE



Title: CHAIRLADY  
Name: **LYN GONZAGA**  
Cell: 083 463 7729  
Home: 031 764 5045  
[lyngon@telkomsa.net](mailto:lyngon@telkomsa.net)



Title: SAQG REP  
Name: **MARLINE TURNER**  
Cell: 083 327 4881  
Home: 033 396 3009  
[marline@iafrica.com](mailto:marline@iafrica.com)



Title: TREASURER  
Name: **MANDY KIRK**  
Cell: 082 451 9773  
Home: 031 262 8112  
[kirkdm@global.co.za](mailto:kirkdm@global.co.za)



Title: REGISTRATION  
Name: **LORETTE KERR**  
Cell: 083 520 3926  
Home: 031 464 2017  
[lokkerr@gmail.com](mailto:lokkerr@gmail.com)



Title: SECRETARY  
Name: **JENNI SCOTT**  
Cell: 084 512 8148  
[jenniscott167@gmail.com](mailto:jenniscott167@gmail.com)



Title: QUILT ACADEMY  
Name: **TWIG HARTWIG**  
Cell: 083 449 1800  
[twigg@telkomsa.net](mailto:twigg@telkomsa.net)



Title: SALES TABLE  
Name: **LIZ REED**  
Cell: 072 187 7578  
Home: 031 716 8507  
[thereeds@ledom.co.za](mailto:thereeds@ledom.co.za)



Title: NEWSLETTER  
Name: **SIMONA DAMERELL**  
Cell: 082 974 5269  
[simona.damerell@gmail.com](mailto:simona.damerell@gmail.com)



Title: RETAILERS  
Name: **SUE CAMERON**  
Home: 031 783 4194  
Cell: 082 854 988  
[ashsue@iafrica.com](mailto:ashsue@iafrica.com)



Title: SOCIAL MEDIA  
Name: **DEBBIE BECKER**  
Work: 031 5649112/564 6005  
Cell: 083 272 4022  
[beckerdebbie38@gmail.com](mailto:beckerdebbie38@gmail.com)



Title: QUILT DISPLAY  
CO-ORDINATOR  
Name: **LISE OOSTHUIZEN**  
Home: 031 903 6796  
Cell: 072 784 4749  
[songbird@toothdoc.co.za](mailto:songbird@toothdoc.co.za)



# Front Page Quilt

*Winner of Best Hand Quilted—International Quilt Show Dubai 2018*

*Wedgewood - by Marline Turner*



*The inspiration for this quilt is because of my love for Blue and White China and pottery. I have visited many antique shops and museums. I just love blue and white fabrics. I had so much fun creating this quilt. It has been completely hand appliqued and hand Quilted*

## **Remembering Brenda de Kock**

### **From Linda**

“My dear friend, I will always remember the special moments, chats and laughter we had together when travelling from one quilting meeting to another. Your enthusiasm and love for quilting will never be forgotten. I miss you. Rest in peace my friend!”

### **From Ilse’**

“Brenda, I first got to know you when we attended dressmaking classes together. One evening, while chatting about starting a quilting course, you expressed interest in joining me; and so our quilting journey began on Saturday mornings down in Toti with Sue Stevenson. I got to know you so much better, as we travelled together on Saturday mornings. I will always admire your beautiful handwork, which was always done so neatly and precisely, that it looked as if it had been embroidered on a sewing machine. I will also never again look at “Grandmother’s Garden” without thinking of you, as you were especially passionate about it. You will always, also remain in my mind, as the “Hertzoggie Queen”.

Ironically, I can almost still hear you saying to me : “Ilse’, what would I have done when I retired, if you had not introduced me to quilting?” Your chair will always be empty at our monthly Tollgate meetings, and you will always be missed.

Apart from being my quilting buddy, you were also a very special, loving, committed and loyal friend. As you always told me, while I was going through my divorce, only my true friends, yourself being one of them, would stick by my side. The ache in my heart may dull in time to come, but I will always miss you and remember you fondly.

I miss you so much, my very dear friend, as you rest in the Arms of Jesus.”



# The next KZNQG Open Day

Venue: St. Agnes Anglican Church, Kloof

Date: 26 May 2018 - 9am to 1h30pm

Programme: **Quilt Displays:** 3-packet-challenge quilts;  
Sophie Standing's Bird quilts (vote for Viewers' Choice);  
The Amafu Challenge Quilts (on silent auction)  
**Demonstrations:**  
09h30 to 10h00 – Mary-Ann Smith – Small Scraps  
10h30 to 11h00 – Marge Gatter – Fabric Weaving  
**Guest Speaker:** 12h00 – Jane Renton – Quilting to Death

*Visitor Fees – R50 per meeting – Free entrance to husbands and children under 16*

*Drop-off points for display quilts – 17 to 23 May – Bernina Durban North, Bernina Kloof, Bernina Musgrave, Cotton Tales Hillcrest and Marline Turner (Pietermaritzburg)*

*It's a Debbie Thing!*  
Bespoke patchwork templates

Four Patch 6" or 12" square  
Five Patch 12" square  
Nine Patch 12" square  
Drunkard Curves  
Clam Shells

Get your set of bespoke patchwork templates today!

SAVE TIME, GET SEWING FAST  
STITCH GEOMETRIC SHAPES ACCURATELY  
MAKES PATCHWORK EASY

STITCH AROUND CURVES ACCURATELY  
NO MORE DRAFTING  
RE-USABLE AND ECO FRIENDLY

www.facebook.com  
beckerdebbie38@gmail.com  
www.pinterest.com

**QUIRKY**  
quilter

Let me quilt your quilts  
for you...

TWIG 083 449 1800  
twigg@telkomsa.net





# Around the World of Quilts

## The Kenya Quilt Guild

The Kenya Quilt Guild was founded in the late 1990's by Dena Crain, an American resident in Kenya and Anne Mains, a Canadian expatriate. Our diverse membership is comprised of Kenyans from African, Asian and European backgrounds plus a constantly changing number of expatriate members from all over the world. Together we share a wealth of experience which has enabled us to exhibit regularly in Nairobi.

Initially most of us made traditional and contemporary quilts but, encouraged by Dena Crain, our most experienced quilter



Awesome Threesome - Rajminder Kaur

Encouraged by this success, some of our more adventurous members started working with African inspired designs and fabric, but it was not until 2008, when we were invited to take an exhibition of 80 African quilts to Ailsa Craig in Ontario, Canada, that we started to work more seriously on African quilts. Such was the enthusiasm that, with the help of fellow quilters in Harare, we finally took over 180 quilts to Canada and the show was a resounding success, attracting an estimated 6000 visitors from all over Canada and the US.



Jake's Quilt - Carol Davey



Birds of Africa - Christine Kibuka

at that stage, members gradually began introducing improvisational techniques and more innovative designs into their work. Our first venture into African quilts came as a result of an invitation from Habitat for Humanity for a quilt for their annual auction in Nebraska. We sent an appliqued wall hanging depicting Maasai men and women wearing their traditional shukas which resonated with the Nebraskans because, like the Maasai, their economy is based on cattle. The quilt was a great success and received the highest bid in the auction raising a good sum for the charity.



Reflections - Rohini J. Desai





All that Jazz - Dena Dale Crain

Another exhibition followed in London, Ontario, in 2013 and we continue to mount a quilt show in Nairobi every 18 months. However, 2018 is a very special year for the KQG as we were invited to hold our exhibition at the National Museum of Kenya, in Nairobi, and to open it on March 8<sup>th</sup>, International Women's Day. The exhibition of mostly African themed quilts, included work from international quilt teacher, Dena Crain, and from Bev Rebelo of Harare who brought a selection of her amazing thread

paints African animal quilts and

her "Babwe" (pictured below), her original African style Baltimore quilt which was awarded a first prize at the South African Festival, 2017, Siyadala, Port Elizabeth.



Hornbill - Beverley Rebelo



Babwe - Beverley Rebelo

Our next big event this year will be the 24th European Patchwork meeting at St Marie aux Mines in Alsace, France, where we will be showing a selection of our best African quilts. Alongside this we are taking part in a global group quilt - "Finestre Migranti" depicting Migration in all its forms both human and animal. Our panels will illustrate the migration of wildebeest and other animals from the Serengeti to the Maasai Mara when over two million animals move annually to find greener pastures. The finished quilt will initially be on display in a church in Verona in 2019.



Tribesman - Jasvinder Phull

The Kenya Quilt Guild warmly welcomes visitors to our meetings and workshops so if you are planning a visit to Kenya please do look us up. You can contact us through our Facebook page at The Kenya Quilt Guild [here](#) or on our website [here](#)

Gill Rebelo

Education Officer, Kenya Quilt Guild



# QUILTING SCRAPS

Check out this interesting [video demo](#) on Diary of a Quilter showing a quick and fun way to make multiple Half Square Triangles

Have you ever taken the time to go onto Pinterest? It is definitely a time-sucker!!

Click [here](#) to view the Danny Amazonas Pinterest Page—he is a fabric artist who uses thousands of different fabrics to create brilliant, colourful images of people, animals, flowers, and other subjects. The result is a combination of realism with an almost dreamlike quality. The photograph on the right is of Danny Amazona's quilt: The Horse



Another really active Face Book page is that of the [Beaconsfield Quilters Guild](#) - it is well worth a visit and if you like it—you are welcome to “follow” it—it features a wonderful selection of quilts from all over the world.

## Quilters' Calendar 2018

6 to 13 May:	Quilt Indaba at Emoyeni Country Lodge (Contact Jane Zietsman (031 767 1685 / 083 778 8182)
12 May:	Quilt Academy
25 May to 3 June:	Royal Show Pietermaritzburg
26 May:	KZNQG Open Day
12 to 15 June:	Quilt Retreat – Gourikwa Private Game Reserve – see Page 5 of this Newsletter for more details
26 to 30 June:	Quilt In Clarens – for more info <u><a href="http://www.quiltinclarens.co.za">www.quiltinclarens.co.za</a></u>
7 July:	Tollgate Guild Quilt Show “Country Garden” – Norwegian Church Hall, Berea – 09h00 to 14h00
14 July:	Quilt Academy
25 August:	KZNQG Open Day
8 Sept:	Quilt Academy
7 to 9 Sept:	Pietermaritzburg Garden Show
22 Sept:	Pleasuretime Quilters Guild Exhibition – Anglican Church Scottburgh (more information to follow)
13 October:	Richmond Country Quilters Exhibition – Richlands Church, Richmond
3 November:	KZNQG Open Day – “Our Environment” Exhibition
10 November:	Quilt Academy



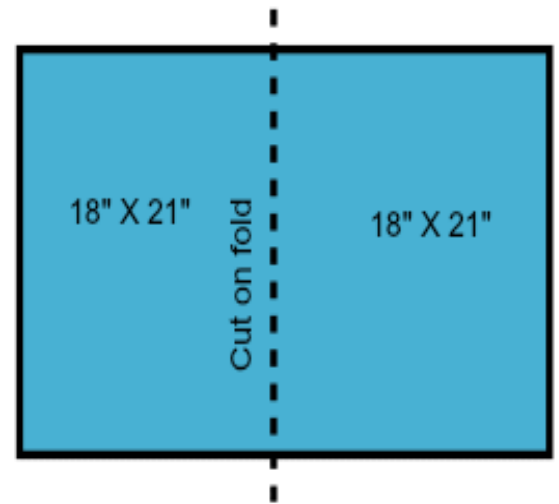
# How to cut a Fat Quarter

Re-printed with the kind permission of Becky Jorgensen of Patchwork Posse

<https://www.patchworkposse.com/fat-quarter-cutting-it-up/>

What's the size of a fat quarter compared to a regular cut quarter? It's the same size actually, but the 'fat' refers to it being cut into a square piece instead of a long and skinny piece. It can be more useful sometimes to gather fabric in this size, and to use, depending on the pattern.

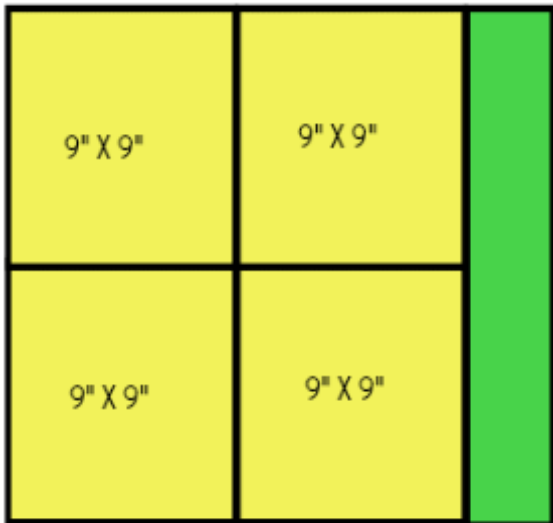
To cut a fat quarter from one yard of fabric you would fold the yard in half, typically this measurement is 42". Open the fabric and cut on the fold line. This will give you two big chunky fat quarters sized 18" X 21"



Depending on what sizes your patches or squares that you cut -

Each one will have a little bit of extra or 'wasted' strip {never do I waste this strip though!}

Or you could cut it into 4 - 9" squares-



Depending on what sizes your patches or squares that you cut - Each one will have a little bit of extra or 'wasted' strip {never do I waste this strip though!}

Or you could cut it into 4- 9" squares-

You can also get 25 patches that are 3 1/2 inch (cut size) squares.

16 patches that are 4 1/2 inch (cut size) squares.

12 patches that are 5 inch (cut size) squares.

How about half square triangles-

You can get 40 half-square triangles for 3 inch patches from a fat quarter. To get them, you would cut squares that measure 3 7/8 inches -match them up right sides together to a different 3 7/8 inch square, draw a line from corner to corner, sew on each side of the drawn line, cut on the drawn line. half square trian-

gle.

You can get 24 half-square triangles for 4 inch patches from a fat quarter. Follow the above instructions, cutting the squares to measure 4 7/8 inches.

Use any of these to mix and match also -for instance 10 3 1/2" squares and 20 half square triangles.

How about strips only?

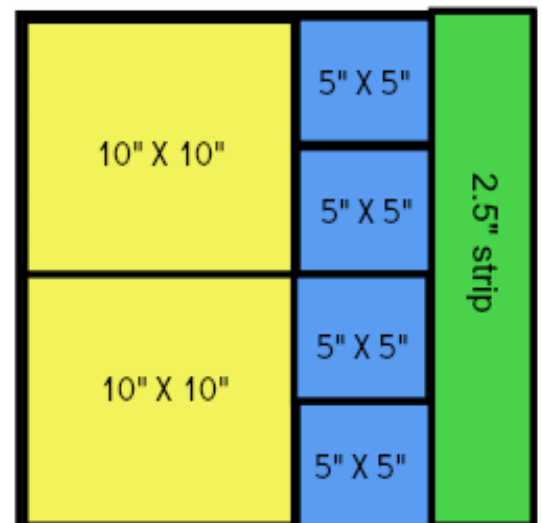
7- 2 1/2 strips

6- 3" strips

phew! So many numbers....they have you spinning? Me too!

The purpose of all of this it to show you that pre cut fabric can be great...but sometimes we need some help to think outside of the box. Show you that you can move beyond the size that was given to you, and put it into something that is workable, more your style if you need to.

Visit the website for free printable cards, and other informative and interesting stuff to learn and make.







## **SAQG REPORT**

By **MARLINE TURNER – KZNQG Representative**

*20th South African National Quilt Festival*

*16-23 August 2019—Heronbridge College, Fourways,  
Johannesburg*

The Festival website is live: [festival.quiltsouthafrica.co.za](http://festival.quiltsouthafrica.co.za)—please feel free to visit and find out what is new. On the website are application forms for Teachers, Retailers and Sponsors to fill out if they would like to participate in the Festival.

Deadlines: for teachers *28 March 2018*

For retailers *31 July 2018*

Sponsors: no cut off date for them.

**DURBAN  
FESTIVAL  
2023**



Durban's next festival will take place in 2023. We have 6 years to prepare for our festival, and we need to start now. Your Guilds have been approached to help making things.

Please make a start on your goodie bag items. Try to get them done this year. It doesn't pay to drag things out.

Please also remember that KZNQG would like a quilt from each year to raffle, between now and 2023.



## LETTERS FROM THE USA

**February:** One does not appreciate what you have till its gone. Those of you who had visited our home in Mac Mac will know the view we had. Here when I look out of my sewing room window I see the fence dividing us from the vacant lot next door and all the ugly broken trees. So Brian and I got into the vacant lot and cut down all the ugly shrubs and small trees, now I look at some lovely palm and other green wild palms that were hidden.

Besides keeping busy knitting beanies for orphan babies and crocheting little shawls for old gran-nies in homes I am now back into my sewing room. making bags and gifts to put away.

I am becoming a lover of Google and quilting You Tube - *OMG* these ladies must have big bank bal-ances, the wastage is quite unbelievable. I am having fun listening to them and seeing how differ-ently I would do it. Found one the other night called [Midnight Quilting](#), this lady is so funny and does everything with a bowl of popcorn and a glass of red wine. Won't say how often she re fills it. It brought back some happy memories - the friends I'm refer-ring to will know just who you are!

We have been exploring a few places, such lovely walks and cycle tracks.

Have made good friends with a couple across the road and a house down. Men get on well together and Sylvia and I have so much in common with crafts, They do a lot on things on the spur of the mo-moment and often invite us to join them. Went orange picking the other day. Sadly they spend six months a year in Alaska and leave in two months time, we will really miss them.

We have decided to splash out and buy ourselves late birthday, Christmas and Anniversary gift and have invested in bicycles. I thought I was getting a blue bike, but on arrival it was lilac!! I now have my drivers licence too, so I'm fully legal.

The bikes have been christened on an 18 miles ride-along! Dogs go along on walks and rides - have seen car ramps for the dogs to walk in and out the cars. No jump-ing or lifting (especially for the oldies - people and dogs). The fun-niest was a lady walking her dog after dark- the dog had a little light on the underneath of its collar so it could see what it was sniffing.

**March:** we are getting used to and enjoying the flat Florida to cycle in. Forest cycle paths have info boards telling you what to expect and for those walking their dogs, a container with doggy poop bags in case you forgot yours at home.

The garden is slowly starting to take shape but as plants are ex-pensive, building it up will take some time.

Till next newsletter, keep in touch and lots of love -

Brian and Vereker.





## SEEN AT OUR LAST MEETING

### PAN AFRICAN FRIENDSHIP QUILT CHALLENGE - Spreading friendship and quilting across Africa— by Renee De Beyer

Our guild, the Good Hope Quilters Guild, found that our members were more focused on what was happening in the quilting world abroad, mainly in the UK, the USA, Australia and Europe. We read the blogs of various well known American quilt artist, kept up with the important quilt shows such as Houston or Birmingham and watched You Tube tutorials given by international teachers.

In 2015 the question was put: Maybe it was time to place some focus on quilting on our African continent? Should we not extend our quilting ties further afield particularly to the African countries that were on our borders? This discussion resulted in the launching of the Pan African



Friendship Quilt Challenge, a type of round robin wherein a local SA quilter was twinned with a quilter that lived beyond our borders. The idea was to foster friendships as well as create greater awareness of how quilters practiced their craft in other countries, and how they were influenced by the economy and political situations in which they lived.

Our members joined the challenge with great enthusiasm and we managed to find 'foreign twins' in Namibia, Ghana, Zimba-

bwe, Zambia and Kenya - no easy matter even with the use of the internet. Today there are 82 completed quilts that have been placed in a travelling exhibition. This collection has been viewed widely in SA as well as in Zimbabwe, Namibia and Kenya.

The biggest challenge, as most of the participants realized once they embarked on the 'journey' with their twins, was that it is difficult enough designing and making a quilt by oneself, but when you have to share the designing and making process with another quilter, one that you do not know, lives kilometers away and in a different country, the level of difficulty is greatly enhanced. Once each quilter had bought their starter pack, they were given an info sheet with the details of their 'Twin'.







Each quilter began the central block of their own quilt using at least 2 of the given fabrics in the challenge pack. There were few rules - there were limits to the size of the block. The design or method of quilting used was up to the quilter. After 3 months, the block, leftover fabric and any other fabric that the quilter felt could be used as well

as a quilt journal/diary, were returned to the country organizer who assisted with the swop - the packets were exchanged so that each twin now could continue on the design and making of their twin's quilt. This collaboration was helped by regular internet contact with each other in some cases and in others, it was like working in the dark!

A 3<sup>rd</sup> exchange took place after another 3 months and the quilter had her own quilt back. She

could add to it if she wished, before completing the quilt. Most of the quilts are wall hanging sizes with 2 exceptions that measure 2m by 2m. In 99% of the quilts it is extremely difficult to see where one quilter added to her twin's design - the quilts are a huge success and a testament to the friendly collaboration that was built up between two quilters as they progressed on a journey of discovery as they practiced their craft.



Each pair of quilts have their own story stitched into the fabric - a story of life on our beautiful continent, Africa.





# At Quilt Academy

Marine Turner's class:  
Curved Rail Fence







**12 MAY 2018**

# Quilt academy

Bookings on: <https://bookwhen.com/quilt-academy>

## “Serendipity Quilt”

This simple construction uses strips in a quick and effective manner. The teacher, Twig, is looking forward to spending the day with you, so bring a friend and come and join the fun!

Requirements and Banking details will be sent by email once booking and payment have been received



**R130 per person**  
**Easy Online Booking**

**Queries?**  
**annette@hackey.co.za**  
**twigg@telkomsa.net**

**Dates for 2018:**  
**12 May**  
**14 July**  
**8 September**  
**10 November**

**09h00 – 15h00**

\*Gift Vouchers  
Available

## VENUE:

Hillcrest Holy Trinity  
Anglican Church  
Corner: Elangeni and  
Nqutu Road, Hillcrest

*OUR FUTURE.....today!*

Hello! Is this Gino's Pizza?  
No sir - it's Google Pizza.  
I must have dialed a wrong number. Sorry.  
No sir - Google bought Gino's Pizza last month.  
OK. I would like to order a pizza.  
Do you want your usual, sir?  
My usual - you know me?  
According to our caller ID data sheet, the last 12 times you called you ordered an extra-large pizza with three cheeses - sausage - pepperoni - mushrooms and meat balls on a thick crust.  
OK - that's what I want.  
May I suggest that this time you order a pizza with ricotta - arugula - sun-dried tomatoes and olives on a whole wheat, gluten free, thin crust?  
What? I detest vegetables.  
Your cholesterol is not good, sir.  
How the hell do you know?  
Well, we cross-referenced your home phone number with your medical records. We have the result of your blood tests for the last 7 years.  
Okay, but I do not want your rotten vegetable pizza! I already take medication for my cholesterol.  
Excuse me sir, but you have not taken your medication regularly. According to our database, you only purchased a box of 30 cholesterol tablets once, at Drugsale Network, 4 months ago.  
I bought more from another drugstore  
That doesn't show on your credit card statement.  
I paid in cash.  
But you did not withdraw enough cash according to your bank statement.  
I have other sources of cash.  
That doesn't show on your last tax return unless you bought them using an undeclared income source, which is against the law.  
WHAT THE HECK? ! ! ! !  
I'm sorry, sir, we use such information only with the sole intention of helping you..  
Enough already! I'm sick to death of Google - Facebook - Twitter - WhatsApp and all the others!! I'm going to an island without internet - cable TV - where there is no cell phone service and no one to watch me or spy on me !!  
I understand sir - but you need to renew your passport first. It expired 6 weeks ago.....





# *KZNQG is hosting a QUILT COMPETITION on 3<sup>rd</sup> Nov 2018*

## *Theme: Our ENVIRONMENT*

### *Categories for our quilt competition 2018:*

**BED QUILTS:** No side shorter than 130cm and no longer than 250cm

**WALL QUILTS:** No side shorter than 30cm and no longer than 200cm

**OPEN / GROUP:** No side longer than 250cm

- All quilts entered into 2018's Royal Show are eligible for this competition.
- Each category will have the following sections:
  - ◊ Masters (if you have won a 1<sup>st</sup> prize at National level)
  - ◊ Standard (if you have entered a National Quilt Festival before)
  - ◊ Novice (if you have never entered a National Quilt Festival before)
- **Prizes for each Category ! We are hoping to exhibit 100 quilts or more !**
- **Price to enter: R80 per quilt, with a discounted R60 for existing KZNQG Members**

**The on-line registration can be found [here](https://bookwhen.com/kzn-quiltcomp) (https://bookwhen.com/kzn-quiltcomp)**

### **Dates to remember:**

Entries close on: **1 October 2018**

Quilts to be handed in before (LATEST): **26 October 2018**

Quilts will be exhibited at KZNQG Open Day on **Saturday 3 November 2018.**

Quilts to be collected immediately after the Open Day meeting on 3 November.

***Please remember that all quilts entered in this competition will be eligible for the next National SAQG Quilt Festival, to be held in Johannesburg, August 2019. Start sewing !***



*IQSD 2018—THE DESERT WARRIOR - Mickey Ramey: Winner, Second Place, Art*



*IQSD 2018 GOLD LADY by Yan Liu - First Place, Art*





*IQSD 2018 BEST OF SHOW - RETURN TO EREBOR  
by Christie Eckardt & Mala Ramakrishnan (UAE)*



*IQSD 2018 - WINNER: Judges Choice: ABSTRACT  
EXPRESSIONS - Shruti Dandekar (India)*

# GUILD NEWS

## TOLLGATE QUILTERS' GUILD

After a Christmas break, the Tollgate quilters are all back and ready to face the quilting challenges of the year ahead!

How many people make New Years' resolutions.... Only to forget about them completely within a couple of months?? How often do we start a project.... Only to be distracted by something else to do?

We all have unfinished projects and, in order to assist our members to make their "resolutions", we challenged them all to identify 3 or 4 unfinished projects and bring them to the meeting, where photos were taken. The idea is that we are encouraged to complete one or two of these – and maybe even enter one into one of our local exhibitions.

We started the year with a workshop demonstration at our first meeting of a few techniques to make notebook covers, led by Mandy Kirk. The notebooks are our contribution to the festival goody bags and we plan to have a number of demonstrations over the next couple of months.

Tollgate has traditionally held a quilt exhibition every second year between the national festivals. We are starting to plan one for this year and as soon as we have some definite details, we will let you know... so watch this space!

The Tollgate Quilters' Guild is one of the few guilds that meet in the evenings. It is a dynamic guild with many of its members active on the KZNQG and Quilt Academy committees.

We meet in the evening of the third Tuesday of every month at the Glenwood Presbyterian Church, and would love for you to come and join us from 7 to 9pm.

Regards—Tollgate Quilters



# Kloof Country Quilters

Our guild is currently divided!

**We are making 4 group quilts as the chairlady's challenge!!! These quilts will be entered into the KZNQG quilt competition.**



Our March meeting was a workshop meeting. Our super teachers—May-gene, Wendy, Carol and Tiiu guided their group members to begin the challenge.

It was such a fun time with group members getting to know each other, deciding on fabrics, colours etc and some groups even started tracing and cutting!!! Some newer members were nervous at the outset but soon relaxed when they realised that everyone can learn from a group quilt experience!!! Most of the groups have continued to meet out of guild.

We look forward to seeing the finished quilts at our AGM In August.

Leigh from Firedragon Fabrics (pictured below) was the vendor and



speaker at our April meeting. Such an interesting journey to her wonderful **fabrics....she really was an inspiration!!!** And we all loved her indigo dyed fabrics which May-gene now stocks. Our members, besides being busy with the group quilts, are also making the flower brooches for Festival and knitting beanies for the Jes Foord Foundation!!!

Many are excited about Indaba and we look forward to seeing many beautiful items at future Show-and-Tells!!!  
Such perfect weather for quilting,

Keep stitching,  
Felicity Crouch





# Queensburgh Quilters

We started our year off as usual with our annual AGM weekend away at Zinkwazi - held at the Madsen's lovely beach cottage. This was the last time we will be able to spend the weekend as a group there so that made it extra special. As usual we had a fabulous time sewing, knitting, crocheting, eating, talking and having fun! Magda agreed to take over as chairlady as Kerenza left at the end of last year to live in Australia. It was unanimously decided to change our meetings to Saturday afternoons as traveling at night has become unsafe.

Our most senior member, Val Madsen and her daughter Jo have decided to retire from 'active quilting' - we are sorry that they are leaving us but hope they will visit as often as possible in the future. Val still knits mostly for charity and is a shining example to us all.

Many of our members have been traveling - Rosemary has just returned from two months in Sydney visiting all the children and grandchildren and had a wonderful time, Leanne is leading a group in Israel, Lorette is on a 4x4 camping trip to Namibia, Annette and Joan had a super trip to Johannesburg where Joan saw her sister for the first time in ages. Rosemary was no sooner home from Sydney when she and Darryl travelled to Bloemfontein to the Triumph Car Club National gathering where their Chicane won a Gold Medal and Best of class! Lynn is moving from the Burra to Westville to be nearer the children's schools but we expect her to stay a member of our guild. And we have a wedding coming up on the 19th May - no - this is the 'other' wedding - Joy's daughter Tracey is getting married to Steve and we wish them happiness and blessings for their future together.

Apart from all that, there has been some quilting going on and some of us are looking forward to attending courses at Indaba, which promises to be great fun and a time of inspiration.

Regards—Magda Lombard

## QUILT RETREAT

**12—15 JUNE 2018**

4 days of fun and sewing at the

**GOURIKWA PRIVATE RESERVE  
R2180 PER PERSON**

(accommodation, breakfast and dinner  
included)

Demos and workshops by Antoinette Kriel and  
Annette Marx  
Popup Vendors

Bookings: 087 702 9126  
info@gourikwa.co.za  
www.gourikwa.co.za

Quilt Program Enquiries: 082 719 4844  
Email: maxie@acv.co.za



**Fabrics Unravelled©**

A division of PAW Tech CC

*Textile Training Workshops*

*Textbooks*

*Educational Packages*

Contact: Heidi Cox

[fabrics@fabricsunravelled.co.za](mailto:fabrics@fabricsunravelled.co.za)

+27 82 706 4283



## *Sheffield Nite Owls - Ballito*

We started our year with a great deal of enthusiasm and plans for classes and quilts galore.

In March we had a class with Jane Renton on Modern quilt design. This was so interesting and the ladies really enjoyed the morning. The best thing we learnt was 'There are no Rules' and the quilt police will not be after us when we do modern quilting!! How nice.

We continue with our charity quilts with a challenge for each member to provide a quilt-as-you-go quilt for the end of the year, using leftover scraps .

We are also working on a group quilt for the 'Our Environment' competition at the end of the year. Each member is making a block of their own design which we will make into a quilt. This should be interesting as no rules have been established as to design, only size. It will be a challenge to meld the whole into an interesting quilt!

June promises a visit and class with Marline Turner, always popular in Ballito.

The months pass so quickly and Indaba is almost here. We are so looking forward to some good quilting time with the ladies of KZN.

Best regards—Fiona

## *Underberg Country Quilters*

Underberg quilters had a very active year, raising funds for local charities, learning new techniques and of course quilting. Our group has grown with new beginner quilters who are an inspiration to the older group. We have also had to say sad farewells to some of our members who have relocated.

In October we were able to display our quilts at the bi-annual garden show held in our district. The garden and backdrop, was a wonderful setup for our talented quilters, beautiful quilts. The year has started off with a "Techniques" course for our newbies and not forgetting the oldies. Sue Cameron and Jane Zietsman spent the day with us. Lot of "everything" took place. A very productive day all round, both shopping and quilting.

Our chairlady has set us "Block a Month" challenge for this year so we will be making a different block each month and at the end of the year will be able to make something out of all the blocks. Our ladies are also furiously collecting fabric pieces for a Charm quilt, that, itself is a challenge.

Happy stitching—From Underberg Country Quilters

## *Meander Quilters*

We have had two very interesting meetings recently.

In March Moira Ryder gave an interesting talk on friendship quilts.

Cheryn Holm came to our meeting in April with a demonstration on how to use the twister tool. A buzz of excitement.

Our guild chose Sunfield home as this year's charity. All the members made a block which will be pieced together to make a beautiful quilt for their funds.

Members are busy working on the Chairlady's challenge which is a brown paper bag challenge.

A busy year is well on the go!! Regards — Janet Waring



The pictured quilt was made by one of Meander Quilters' members for a young girl who is an aspiring Marine Biologist



# *Pleasuretime Quilters guild , Scottburgh*

Hello from the South Coast!

We have a new Chairlady, Jenny Evans who is now running the show and we just know that we are in very capable hands and that we are going to have a very busy year ahead!

We adopted the "Quilters by the Sea" Guild by operating the guild where members divide themselves up into smaller groups and assume responsibility for the organisation of 1 months meeting. This was embraced with trepidation but is starting to run quite smoothly and effectively and we are having a great time where everybody participates.

## **PROJECTS DONE FROM FEBRUARY 2017 TO FEBRUARY 2018**

One of our guild members, Shirley Benadie showed us how to make tri-angular weights and Biscornu pincushions. She also did a very informative demo on mitring and joining.

We made 50 placements for the Alexander Park Old Age Home to cheer them at their breakfast tables.

The Freelander's group made fiddle blankets for rape victims (children) and we handed them over at the Scottburgh Police Station.

Sally Harley's brainchild was the completed house quilt we all got involved in. A raffle was run to boost Guild funds for charity projects as well as the next National Festival. We raised R7760.

We made puff quilts for cancer and other patients.

Our Chairlady gave us a sweet 16 project (let page 16 from any newspaper, book etc. be your inspiration for this project). Size was to be not smaller than a A4 size and had to be quilted.

Some ladies are busy with a "Peanut Quilt" run by Sally Harley. Fun has had by all. We are busy putting it together now.

## **GUESTS THAT VISITED OUR GUILD**

Twig, who spoke on our responsibilities as quilters and brought along loads of quilts for us to feast our eyes on.

Ginny Koumantarakis - presentation done on Eastern Turkey, Mesopotamia and Aratolia Tour.

Ilana Potgieter of Cotton Tales described to us on how she had lived in Belgium for 11 years and that quilting is done with 100% woollen materials there! She covered other topics of great interest too.

Cynthia White from the lower South Coast who is a member of the Hibiscus Guild. Cynthia's favourite form of quilting is paper piecing.

And finally Marline Turner showed us several, beautiful quilts and many which were hand quilted! Some whole cloth with Welsh influence and many more.


Please diarise that we are having an Art and Quilt Exhibition on 22 September 2018 at the Anglican Church in Scottburgh. Watch this space!!

We try to always keep our meetings informative, interesting and interactive with each other.

Happy quilting - Vanessa McDowell







# Hibiscus Quilters Guild

Hello to all our fellow quilters.

Can you believe that we are already a quarter of the way through the year? At least the cooler weather brings the opportunity to tackle those quilting projects that we are hand quilting. (I have a bargello that gets a few stitches every winter—not sure when it will be finished but I enjoy the hand work when I do get around to it!)

We decided that in the interests of plastic pollution and to avoid buying the plastic shopping bags at the shops, we would have a bag making competition. The original idea was to make a shopping bag but that was boring so we ended up calling it a 'utility bag' competition. It resulted in a huge number of bags in all shapes and sizes, wonderful colours and some very nifty needlework! Robyn Tammann won first prize with her drawstring bag, Althea Fairlie was second with a rag bag and Avril Musgrave was third with her hand crafted bag. Some very talented ladies out there! Well done to all of you.



Cynthia White gave a demonstration on the Not So Humble Hexagon – a real eye opener – from learning to draw the hexie to completing a quilt- as- you- go block ready to make into a quilt.

Speaking of hexies – we have embarked on a Surprise Hexagon project. The ladies were asked to make 18 hexies in one colour and 8 more in a contrasting colour at our last meeting and to bring them to the next meeting. And as it is a surprise you will have to wait until the next newsletter to see what we made!



At the end of our meetings we have the 'thought for the day' - not always a quilting saying – but this one was especially meaningful – ***A good friend shops for fabric with you. A true friend helps you hide it when you get home!***

Happy quilting.  
Margi Anderson





# *Richmond Country Quilters*

**2018 is our Exhibition year** so most of our focus has been towards producing work for **13 October at Richlands Church, Richmond**. We are a small Guild so everyone is working away to create interesting and beautiful quilts, and quilted articles, for this day.

A new Chairlady and Committee took over last year and have already served for a year. My focus, as the new Chairlady, has been to try and get our members to make something that they wouldn't normally do. To try and use fabrics, and embellishments, in different ways. I think I have frightened a lot of ladies who love the traditional patterns and fabrics but all our members have risen to the challenge and produced really lovely work. Tying in with this perfectly has been the "Ugly Fabric" challenge presented to us by Jane Renton. We were asked to bring half a meter of "Ugly Fabric" to the meeting. We then stood in a circle, cut our piece in half and passed to our right, dropping the one piece at our feet. We continued this until we had 4 pieces and were then tasked to come up with something interesting.

We had the report back at the March meeting and it is amazing what members produced. From Quilts to aprons. The results will be on display at our Exhibition. Jane is a wonderful speaker and has taught us a great deal, in particular at the report-back, when she went over each of the items of the ugly fabric challenge and gave us really useful advice. She then spoke about quilting, and free-motion quilting in particular. Very interesting and we all learned a great deal. The quilts she brought to show us were very beautiful and illustrated the technique perfectly. Very encouraging.

We are a Guild in a community with many people in great need so have produced Care Quilts for people identified within our community. These have been produced at Guild meetings, and the fellowship and fun has been lovely. We have produced 2 quilts this last year and are in the process of another one. The first one was

in the standard sandwich method and the next 1 in self-quilted/ quilt-as-you-go blocks which were then joined. We are currently busy with the third quilt which is also in the self-quilted/quilt-as-you-go method.



Richmond Country Quilters' Banner and first Care Quilt

Our meeting seating arrangements have been changed to be a group rather than a lecture and it has made it much easier for me and the rest of the members to stand up and present our 10-minute talks each month. These talks have been carried on from the previous Committee's tenure as they proved to be so useful and popular. We are each required to present a 10-minute talk on something to do with quilting, usually a particular block or some such topic. We have decided to make our meetings less about talking and more about actually sewing. Great fun and we all learn from each other when we are together and hit a snag. I have found this to be really helpful as I am relatively new to quilting.

We meet on the third Wednesday of the Month at the Richmond Bowling club at 2 o'clock and have a delicious tea and chat. We love to have visitors - so pop in if you are in Richmond.

Chairlady: Winsome English



# *Village Quilters of Kloof*

The second Monday of the month doesn't come around soon enough. It is fantastic to keep contact with your quilting friends with whom you have so much in common, like drinking tea and having delicious eats! Seriously, the sharing of ideas, techniques and quilts are what our friendships are built on.

Tiiu, our chairlady, who has an Estonian background gave us a slide show which she called "Christmas in Estonia". Tiiu is an excellent speaker who always makes her topics sound so interesting which in turn makes you want to experience "that" too. Estonia is now on my bucket list!

Everyone knows Hanlie Burger. Well, she was our speaker in March. Other than sharing her interests with us, we so enjoyed seeing her lovely quilts and then it was time for tips. Several of us have tried them out and found them very useful, and we intend to make a quilt using one of her techniques.

In April we had a marvellous speaker, Corne du Plessis, who has changed her profession from lawyer to interior decorator. With her passion for design, colour and textiles —she spoke our language. Corne cleverly married our two interests, giving us plenty of food for thought.

We are trying something new for us at Village Quilters and that is mid-monthly workshops. Fabric and ideas are being provided with advice being given by the experienced quilters in our guild. We want to encourage our ladies to make quilts for exhibitions, starting with the KZNQG competition in November. We need to have new quilts in hand to enter into other exhibitions, such as the Royal Show, for which the entry is free. A provincial exhibition is also the best place for a beginner to enter a quilt from which she can get constructive crit.

We are also looking forward to Quilt Indaba, with all that Jane has organised for us. With so many lovely classes on offer there will hopefully be some wonderful quilts to exhibit at the Johannesburg National Quilt show next year.

Until the next newsletter keep up the measuring, cutting, sewing and quilting and don't forget the T.

Photo on the right— Free For All with Scraps!!

Yours in Quilting, Colleen

# *Grassroots Guild*

At our February meeting, run by our Buddy Group consisting of Marge Gatter, Margaret Jones and Margi Wolfe, we had, as our speaker, SALLY HARLEY of Pleasure time Guild in Scottburgh. Her talk was amazing and filled with loads of tips and techniques, which we will all be doing — all easy ways of doing things, which we all look for, don't we!

March meeting was run by buddy group consisting of Mary Foulis, Lyn Gonzaga and Jane Zietsman. This was our AGM as well, and all went smoothly. Lyn Gonzaga is the official chairlady and she is on a mission to set challenges, one a month. February's challenge was to make an A4 size quilt depicting a teacup/coffeecup. What beautiful work was produced. March's challenge is to make an A4 size quilt depicting a cake. Members only have one month to make the quilt.

Quilt Indaba, which is a Grassroots initiative, will take place in early May. This year is proving to be the best ever, with 120 delegates, very diverse teachers, it runs for a whole week, Monday to Sunday, and it is taking place at Emoyeni Country Lodge at Camperdown. There will be something for everyone, and no excuse not to quilt and learn something new.

KEEP STITCHING—LYN GONZAGA



# KZNQG Guild Database May 2018

Area	Guild Name	Contact	Telephone	Cell	Email	Monthly Meeting Date	Time	Venue	AGM
Amazimtoti	Cottage Patch	Janet Jackman		072-610 5702	<a href="mailto:janetrosalin50@gmail.com">janetrosalin50@gmail.com</a>	1 <sup>st</sup> Monday	9 - 12pm	Toti Library	March
Ballito/Salt r	Sheffield Night Owls	Fiona Walker	032-946 0874	083-311 7330	<a href="mailto:fifrog@telkomsa.net">fifrog@telkomsa.net</a>	2 <sup>nd</sup> Saturday	9am	Alice Massie	None
Durban North	Quilters-by-the-Sea	Ina Baker		082-657 6220	<a href="mailto:ina@inabaker.co.za">ina@inabaker.co.za</a>	1 <sup>st</sup> Wednesday	9h30am	North Dbn Lion's Den	
Glenwood	Tollgate	Twig Hartwig	031-762 3148	083-449 1800	<a href="mailto:twigg@telkomsa.net">twigg@telkomsa.net</a>	3 <sup>rd</sup> Tuesday	7-9pm	Glenwood Comm.church	Aug
Hillcrest	Sew Wot	Jenni Scott	031-776 4061	084-512 8148	<a href="mailto:jenniscott167@gmail.com">jenniscott167@gmail.com</a>	1st/2nd Sat	9am - 3pm	Members' homes	Feb
Hilton	Midlands	Jane Renton	033-2631276	082-558 1682	<a href="mailto:jane@rrietveilandscapes.co.za">jane@rrietveilandscapes.co.za</a>	3 <sup>rd</sup> Thursday	9h30am	Hilton Methodist	
Howick	Meander	Janet Waring & Christine Wassung	082-922 2391 Janet	082-8752384 Christine	<a href="mailto:waring@bbeycom.co.za">waring@bbeycom.co.za</a> <a href="mailto:tervw@sai.co.za">tervw@sai.co.za</a>	Last Thursday	1.45-4pm	St. Lukes Hall howick	Nov
Ixopo	Quilting@Home	Denise Muldal	039-834 1437		<a href="mailto:muldalhc@futurenet.co.za">muldalhc@futurenet.co.za</a>	1 <sup>st</sup> Saturday	9.30-5pm	Denise Muldal's	None
Kloof	Kloof Country	Felicity Crouch	031-767 4695	084-608 4432	<a href="mailto:dacabs@telkomsa.net">dacabs@telkomsa.net</a>	1 <sup>st</sup> Tuesday	9.30 - 12	Sarepta church	Aug
Kloof	Village Quilters	Titiu Excell		083-642 2006	<a href="mailto:titiu.excell@gmail.com">titiu.excell@gmail.com</a>	2 <sup>nd</sup> Monday	9h30 -12pm	Methodist Church, Kloof	Nov
Margate	Hibiscus	Margi Anderson	039-315 1767	083-409 5094	<a href="mailto:margi@mtinloaded.co.za">margi@mtinloaded.co.za</a>	4 <sup>th</sup> Tuesday	9h30am	Village happiness	Oct
PMB	Truro Quilters	Asha Soni	033-391 3072		<a href="mailto:Asha.soni@gmail.com">Asha.soni@gmail.com</a>	1 <sup>st</sup> Tuesday	9am	Truro Community Hall	
PMB	Hayfields Quilters	Marline Turner	033-396 3009		<a href="mailto:marline@iafrica.com">marline@iafrica.com</a>	Last Tuesday	2-4pm	NG Kerk, Dryden Rd	
Queensburgh	Queensburgh Quilters	Magda Lombard	031-464 5038	083-794 5038	<a href="mailto:magda.lombard60@gmail.com">magda.lombard60@gmail.com</a>	2 <sup>nd</sup> Saturday	3-6pm	Members' homes	Jan
Richmond	Richmond Country Quilters	Winsome English	033-212 1294	072-963 9811	<a href="mailto:winsome@webmail.co.za">winsome@webmail.co.za</a>	4 <sup>th</sup> Wednesday	2-4pm	Richmond Bowling Club	
Scottburgh	Pleasure Time	Jenny Evans	039-976 1012	082-586 2044	<a href="mailto:jennv@scottnet.co.za">jennv@scottnet.co.za</a>	3rd Thurs.	2pm	Dutch Reform Church	March
Underberg	Underberg Patchwork Guild	Rosemary Storm		071-508 8292	<a href="mailto:ro@stormco.co.za">ro@stormco.co.za</a>	4th Tuesday		Cathy Knox's home	
Westville	Grassroots	Lyn Gonzaga	031-764 5045	083-463 7729	<a href="mailto:lynsoon@telkomsa.net">lynsoon@telkomsa.net</a>	4th Wednesday	9 - 12pm	Westville Library	June
Zululand	Zululand Quilters Guild Richards Bay	Elsje Pretorius	035-789 2535	082-953 5642	<a href="mailto:elsjeecn@hotmail.com">elsjeecn@hotmail.com</a>	4th Saturday	10-1pm	Elsje's home	