




KZN Quilters Guild

<http://kznquiltersguild.co.za/>



Newsletter No 105
May 2015

BERNINA ON MUSGRAVE

endless sewing & creativity

*Sales
Product Training
Quilting Services
Sewing Courses
Service of Machines*



**BERNINA
QUILTING FRAME**

*Imported Quilting
Fabrics, Accessories
Books and Haberdashery*

BERNINA 880



BERNINA 350 PE



BERNINA 750 QE

*Shops 5&6, Silvervause Centre
117 Vause Road, Musgrave*

Tel: 031 201 2516

Fax: 031 201 2936

www.berninaonmusgrave.com

bernina@berninaonmusgrave.com

facebook.com/BerninaOM

EDITOR'S NOTE

Festival fever is well and truly with us now. Hopefully you managed to get your quilt completed in time and you are gearing up for several days and maybe even nights away from home in early July. There is a great need for help so hopefully each of you members will be able to offer help when and where you can. Once in a decade each one of us can surely pull out all the stops so that it is a stunningly successful event, in every way.

See you at Kearsney in July !

Be well and sew well....Judy



Quirky Quilter

*Let me quilt your quilts
for you*

Twig 083 449 1800
twigg@telkomsa.net

Cover quilt

Kaffe Fassett meets Dear Jane by Isa Rode Dancing Hands

This was shown at the Main-Quiltfestival Aschaffenburg 2009, Bachsaal Christuskirche. 169 Blocks, not in original order.

This quilt was specifically chosen for this edition's cover as The Dear Jane Quilt will be a focus by the speaker at the next meeting and Kaffe Fassett will be speaking and teaching at our festival.

For interest: All images posted on Pinterest, Facebook or other Internet sites are in the public domain and unless specifically copyrighted are available for use when there is no financial gain involved.

KZNQG COMMITTEE



Title: CHAIRLADY
Name: PAULINE LAW
Cell: 082 806 9149
Home: 031 208 3615
Email: paulineannelaw@gmail.com



Title: SAQG REP
Name: MARLINE TURNER
Cell: 083 327 4881
Home: 033 396 3009
Email: marline@iafrica.com




Title: QUILT DISPLAY
Name: HEATHER WALKER
Cell: 083 492 5319
Home:
Email: heathal@telkomsa.net



Title: GENERAL
Name: GILL LEWIS
Cell: 071 302 9321
Home: 031 266 3522
Email: gillywilks@gmail.com



Title: TREASURER
Name: LYN GONZAGA
Cell: 083 4637 729
Home: 031 764 5045
Email: lyngon@telkomsa.net




Title: SECRETARY
Name: TIIU EXCELL
Cell: 083 642 2006
Home: 031 764 1106
Email: tiiu.excell@gmail.com



Title: MARKETING
Name: TARA HARTSLIEF
Cell: : 083 876 5499
Home:
Email: tarahartsliel@gmail.com



Title: STALL HOLDERS
Name: ALANNA CHAPMAN
Cell: 073 134 4750
Home: 031 762 2508
Email: alannadc1@gmail.com



Title: REGISTRATION
and DATABASE
Name: MIRANDA FENNEL
Cell: 083 765 6118
Home: 031 8229807
Email:
m.fennell55@rocketmail.com



Title: NEWSLETTER
Name: JUDY ZINGEL
Cell: 083 783 1073
Home: 031 267 1073
Email: zingelj1@yebo.co.za



Title: SALES TABLE
Name: LIZ REED
Cell: 072 187 7578
Home: 031 716 8507
Email: thereeds@ledom.co.za

Cotton Tale Fabrics

Advice, inspiration and more at our store

- 100% Cotton quilting fabrics, kits, patterns, books, notions and other quilting supplies.
- KwikSew pattern range.
- Daily courses in our shop studio.
- Online shopping website: sign up for newsletter.

Shop online anytime at
www.cottontale.co.za

Bailey Centre, 2 Builders Way, Hillcrest
Tel: 031 765 3327 Fax: 031 765 6893 Email: admin@cottontale.co.za

 <https://www.facebook.com/pages/CottonTale>

***Your Husqvarna Viking and Singer
Agent in Hillcrest***



Blending Colours. Weaving Memories. User-friendly innovation. Exceptional capability. Clever convenience

 **Husqvarna** **VIKING**

FROM THE HOT SEAT

Festival Fever is well and truly here. We have only a few more weeks to wait now and excitement is in the air.

The result of 4 years intense and detailed planning is finally coming to fruition.

The QUILTS have been delivered and all of us breathed a collective sigh of relief. Some made it in the nick of time, and thereby hangs a tale!

We owe an enormous debt of gratitude to the very hardworking festival COMMITTEE for all the careful thought and planning that has gone in to this event. It has been a huge undertaking and they have broken new ground in many areas.

This has been the first South African quilt festival that has made full use of all the modern technology available to us today. For many of us, this has proved to be a steep learning curve. But we have survived, been stretched and grown, and this can only do us good.

BUT NOW.....

WE NEED YOU!

We need your physical support in providing the **MANPOWER** we need for the many tasks that lie ahead.

EVERY ONE of us has a duty to help in some way. There will be many opportunities during the coming weeks, as well as at the festival itself. **PLEASE** offer your services where you can. Mandy and Twig will be there in the foyer at our open day on 30th May. Please put your name down where you can. Bring your diary/calendar as well as the class and lecture dates you have booked, so that you have no clashes.

There is a job **YOU** can do, no matter how old or young you are!

We can accommodate you all and will provide on-the-job training, a wonderfully inspiring work environment and fantastic new friends. We also need each one of you to take some of the new flyers on May 30th, and use them to **ADVERTISE** the festival to as many people as possible. Imagine how far we can reach if each of us does the following:



Puts flyers in post boxes in your road/complex/doctor's rooms/hairdresser/gym/work notice board/school/library/favourite supermarket; Gives them to your book club/church home group/sewing group/sports club or any other group. Please also put the info out to your friends on Facebook or any other social network and ask them to forward to their other friends too. Let's make sure that as many people as possible come to the festival and enjoy the quilts and everything else that will be on offer at Kearsney from 3rd to 7th July, 2015.

See you there!

So -

STAY CALM and KEEP QUILTING!

Pauline





<http://www.quiltsouthafrica.co.za/>

SAQG AGM

Marlene asks that all members make an effort to attend the AGM which will be held at the Festival at Kearsney on SUNDAY 5th JULY at 5.30pm.

SAQG Youth Block Challenge

Good day fellow quilters

You will know by now that the SAQG has taken on a new portfolio called Youth, the main objective of which is to instil and nurture a love of needlework, and specifically quilting, in the young people of South Africa and other African countries where quilting is practised, so that they will carry it forward and make it sustainable for future generations. For the current year, the Jacaranda Quilters Guild, one of our strongest guilds at the moment, has been assigned this portfolio. A large part of this portfolio is to organise and execute the SAQG Youth Block Challenge, which we plan to make a permanent feature of the SAQG's activities. The first of these will launch at the National Quilt Festival in 2015 in Durban.

The organisers of the challenge this year have already done a lot of pre-work, and I share with you below their vision and high level plan:

The Jacaranda Quilters Guild has been tasked by the South African Quilters' Guild (SAQG) to run a competition aimed at the youth of South Africa with the aim of increasing interest in and practise of quilting as an art form.

Our goal is to make this event so exciting for participants that the foundation for a whole new generation of quilters can be laid, and that the annual SAQG Youth Block Challenge will become a strong and sustainable part of the SAQG.

*We propose to do this in the form of the **SAQG Youth Block Challenge**; a competition based on mentoring of young people by experienced and enthusiastic quilters. We propose 3 different age categories, with a theme that will be announced at the launch. We propose regional competitions in the various Guilds, with the top 3 quilt blocks in each category competing with other regional winners at National level. SAQG accredited judges should be appointed for all competitions to make sure standards and judging criteria are consistently applied. We also envisage a "social" or "viewers' choice" section for each age group to run concurrently with the competition, where participation is encouraged without the pressure of competing. These category winners will receive certificates.*

The winners in each age category will be announced at IQCA in July 2016 and winning entries from both divisions will be exhibited at this event. This function could also be an ideal opportunity to launch a theme for a subsequent competition for 2016/2017.

Continued on next page.....

As in previous years when the Youth Block Challenge was organised by Linda Wiggett and her team, the SAQG will make a financial contribution towards the successful execution of the project. However, now that it is organised nationally, more funding is obviously needed, therefore I call on all the regional guilds who are financially able, to contribute an amount of R1000 (as a guideline) towards the National Youth Block challenge competition. From the smaller guilds and Country Groups, we suggest an amount of R500 if they are in a financial position to assist.

The organising committee will be available at the National Festival 2015 to hand out information packs and answer questions you may have. If in the meantime you require additional information please contact the organisers:

Claire Wallace: clairewallace1602@gmail.com

Mobile: 082 562 5983

Erla Cilliers: Erla.cilliers@gmail.com

Mobile: 082 337 0037

Your financial contributions can be paid into the SAQG's bank account, please use the reference Youth Block Challenge when making payment, to distinguish it from other SAQG deposits. Bank details:
SAQG Absa Savings account 9033893214

Looking forward to your enthusiastic participation in this great cause!

Regards

Elsa Brîts

SAQG President



ACCREDITED Teachers in KwaZULU NATAL

Ann Oberholzer

Carol Hodsdon

Cheryl Bauermeister

Debbie Becker

Jane Renton

Janet Waring

Liesbeth Groenewald

May-Gene Terblanche

Sally Harley

Sue Cameron

Tiiu Excell

Viv Christianson

Wendy McLeod

Margate

Link Hills

Gillits

Durban

Estcourt

Howick

Ladysmith

Kloof

Scottburgh


Drummond

Kloof

Hillcrest

Kloof

SEEN AT OUR LAST MEETING



Al and Hanlie- former & current owners of AMAFU



Rosalie Dace.—A QUILTERS BUCKET LIST

ROSALIE DACE'S RECOMMENDATIONS

VISIT THESE: on the website or in the specified country

1. Quilt Surface Design Symposium held annually in May /June in Columbus, Ohio on the campus of the Columbus College of Art and Design.

www.qsds.com

2. Quilters' Affair. annually in July in Sisters, Oregon and followed by the Sisters' Outdoor Quilt Show (biggest outdoor quilt show in the world)

quiltersaffair.net or
www.stitchinpost.com/quilters-affair-july-workshops

sistersoutdoorquiltshow.org

3. Quilting by The Lake held annually in July in Syracuse, New York on the campus of the Onondaga Community College

www.quiltingbythelake.com or
www.schweinfurthartcenter.org

4. Hudson River Valley Art Workshops held all through the year in Greenville New York.

www.artworkshops.com

5. Art Quilt Tahoe held annually at Lake Tahoe, California

www.artquilttaho.com

6. Empty Spools held in late Asilomar Conference Centre, Pacific Grove, California

www.emptyspoolsseminars.com

7. Australasian Quilt Convention held annually in the Royal exhibition Building, Melbourne, Australia

www.aqc.com.au

8. Christchurch Symposium. The New Zealand is held every second year in various cities. The next one will be in Christchurch in 2017

quiltsymposium2017.org.nz

I mentioned if anyone really wants more travel or where quilt shows etc are happening info from me, they can check my website (www.rosaliedace.co.za).

For More suggestions: see Rosalie's website: www.rosaliedace.co.za

WHAT'S ON YOUR BUCKET LIST?



Displayed at our last meeting



Judges choice




Flying Free by Janet Waring 2013




Dragon fly by Carol Hodson



Shweshwe by Nikki Mommen



Entwined Trunks by Sarojani




Orange, black and yellow by Glenda



Eagle in Berg by Glenda



Also by Glenda



Blue, black and Jade by Glenda

MESSAGE FROM THE INCOMING CHAIRLADY - LYN GONZAGA


Hi all members of KZNQGG

Well, the festival is looming and will soon be upon us. We must realise that as members of KZNQGG, this is **OUR** festival. The committee have done a sterling job in getting everything organised, but cannot do it alone. It is our duty as members, to play our part and help where help is needed. Even if it is only for an hour or two during the festival. Every little bit helps. There are so many areas where you can help. Not every job requires you to stand for long periods; not every job requires you to be brilliant at admin or maths. We will find something to suit you. Please speak to Mandy Kirk if you can help. She will once again be in the foyer at the KZNQGG meeting on 30 May to recruit helpers.

We want visitors to go home feeling great, that their every need was met, and that this was the BEST festival ever. To accomplish this, we need YOUR help.

Thank you

3 - 6 JULY
8:00AM - 5:00PM
EXTENDED HOURS:
4 JULY TIL 6PM



Creative Energy
QUILT SHOW

TOP SOUTH AFRICAN &
INTERNATIONAL QUILTS

ENTRANCE R50
REFRESHMENTS
SAFE PARKING
DAY VISITORS WELCOME

RAFFLES & TOMBOLA
WIN YOUR OWN QUILT!

RETAILERS:
Selling fabric, wool,
notions, books, mementos

CLASSES:
30 South African teachers
& 6 International teachers

DEMOS & SMALL WORKSHOPS
through the day

LECTURES

KEARSNEY COLLEGE, BOTHA'S HILL, KZN

For details on classes, accommodation & updates
visit <http://festival.quiltsouthafrica.co.za/>

Tahera's Treasures

Stockists of exclusive SHWESHWE fabrics.

Choose from a variety of beautiful colours. Learn the art of covering tissue, stationery or storage boxes and making stunning padded mirrors.

Contact Tahera on
083 786 5289



SISTERS 2015

Our annual Sisters Quilt Exhibition will be held on **Saturday 6th June 9am- 2.00pm**. As we have had a problem with the ceiling of the church collapsing and the renovations not completed yet, we have changed the venue from St Matthews Church Hayfields Pietermaritzburg to the **NG Kerk Dryden Road Hayfields Pietermaritzburg**.

We will be joining the NG Kerk with their "Winter Fees" so it should be a wonderful morning. We will have our usual Quilts on display as well as floral displays and quilts in the church. There will also be delicious breakfasts on sale until 11.00am then some delicious potjiekos for lunch as well as wonderful cake stalls. There will also be fabric vendors, quilts for sale, a quilt raffle and a tea garden. There is NO entrance fee!!!!

We would love you to support us as this will be a wonderful day of meeting old friends and making new ones. The NG Kerk is very close to St Matthews Church so those of you who have been to Sisters before it is very easy to find.

**For more information please call Marline Turner home:
033 3963009 cell:- 083 3274881.**

SOME HISTORY OF SISTERS IN THE USA

1975-2015 USA Sisters Outdoor Quilt Show™ 40th Anniversary

Sisters Outdoor Quilt Show is a non-profit organization whose mission is to educate and inspire the public about the art of quilting and to benefit the school and community groups of Sisters and Central Oregon. They do that through a series of annual events, most notably the largest outdoor Quilt Show in the world held on the second Saturday of July. The show began when the founder, Jean Wells Keenan, hung a dozen quilts made by her students outside her quilt shop on a Saturday in July. A few more ladies brought their quilts to show, then a few more and a few more. The show became an annual event, hosted by the East of the Cascades quilt guild. As the show gained in size and popularity it outgrew the resources of the guild. In 2003, an Executive Director was hired to manage the show and new events were added including the Around the Block Quilt Walk and Fibre Arts Stroll, Wish Upon a Card and other fundraisers for local causes.

To see more quilts at Sisters in Oregon click on this link:

<http://sistersoutdoorquiltshow.org/gallery/>





NEWS FLASH

We are pleased to announce that we now have credit card facilities.

So for those of you who have not yet paid your subs and would like to pay by credit card, please see us at the REGISTRATION table where you will be able to do so.

A member has deposited her subs but did not supply her name.

If you have not received your receipt and membership badge please see Lyn Gonzaga with your deposit details.

NEW MEMBERS:



POLLY MAGNI,
JENNY BOTHA

BARRIE
BUTTIGIEG

VIV
CHRISTIANSON

LINDA DICKS

INGRID
FIGENSCHOU

LYN
FRESHWATER
MAGDA LOMBARD

HELEN MCNULTY

HEATHER
MURRAY

ARCHIE NAIDOO

PRISCILLA PÜTH

JANE RENTON

MANDY TEDDER

AMANDA VAN
DER SPUY

Outstanding subs

R160 PER MEMBER. **Please note that we have increased the subs to R160 this year.** PLEASE PAY INTO ACCOUNT AS FOLLOWS, BEFORE THE MEETING, SO THAT WE WILL HAVE YOUR RECEIPT AND NAME BADGE READY FOR YOU.

Name of account KWA ZULU NATAL QUILTERS GUILD
Bank ABSA
Branch/code HILLCREST 632005
Account number 9123152361

Reference on your deposit slip - **SUBS & your name**

DISCOUNT FROM STORES TO KZNQG MEMBERS in 2015

The following stores offer a discount of 5% on any purchases of R200 or more

BERNINA	KLOOF	Dawn Ann
BERNINA	MUGRAVE	Tas
BERNINA	D.NORTH	Debbie
BERNINA	BALLITO	Amelia

FABRIX@PARKLANE, PMB are offering a discount of 10% on quilt fabric purchases of R200 or more.

PMB Sheenah

N.B. To entitle you to the discount, you MUST produce your current


KZNQG membership card

KZNQG account for fundraising/donations

KWA ZULU NATAL QUILTERS GUILD
ABSA
HILLCREST 632005
Acc No:9 100 557 263
Investment account



Quilters' Calendar 2015



29 May—
7 June

Royal Show, Pietermaritzburg

Quilt Academy

30th May

KZNQGG Open Day

6th June

Sisters Quilt display in Pietermaritzburg

July 3-7

SOUTH AFRICAN NATIONAL QUILT FESTIVAL

See you there

5th September

KZNQGG Open Day

Festival follow up: display of quilts exhibited and those made in classes

Contributions to KZNQGG Newsletter

OPEN DAY DATES

5th SEPTEMBER

31st OCTOBER

Dates REPORTS DUE

14 AUGUST

10th October

PROBLEMS of a TRAVELLING QUILTER!!!


In the last month I have discovered a very good reason to have one's suitcase shrink wrapped at the airport. In over 25 years of frequent traveling, I have never had anything bad happen. However I did not count on flying from Australia in their worst severe weather for 80 years. After teaching at the Australasian Quilt Convention in Melbourne (again a great experience), I flew to Sydney for two days to visit a friend. By then the really bad weather had started so I did not get to see the friend. However in getting to and from the airport and eventually taking off, one of my bags got totally soaked. I suspect this happened while we sat on the plane for about 3 hours, not on my intended plane as that had been unable to land. We could not take off because we had no power and no fuel as Australian Health and Safety would not allow ground crews out because of the lightning. So I think my suitcase must have been out and uncovered on top of the cart.

Imagine my shock and horror when I eventually got to Portland, Oregon and discovered that the fuchsia pink silk had run on 4 quilts.the main concern being the quilt that I have to show at Quilt National! So I have spent all the time since trying to make it look as if that is what I had always intended anyway. So it will not look at all like the picture in the catalogue, but has been a considerable challenge, not only to overcome the frozen shock and horror, but to decide what to do. Do I simply cut it up and restitch into something else, or throw it out completely. Finally after 3 days of silence, I decided not to be a total coward and to re-conceptualize the whole thing. So it won't be the minimalist quilt I had intended, but it is getting there! it could be an interesting challenge to have someone leak dye over a quilt that you have worked really hard on, and then make it into something else!

The moral of the story....shrink wrap your bags. Even stuff in plastic (my underwear) got re-dyed and while that is OK, I feel there is a limit as to how long one wants to wear the tie-dyed-refugee-from-the-sixties-look!


Taken from a letter by ROSALIE DACE





AMAFU HAND DYED FABRIC

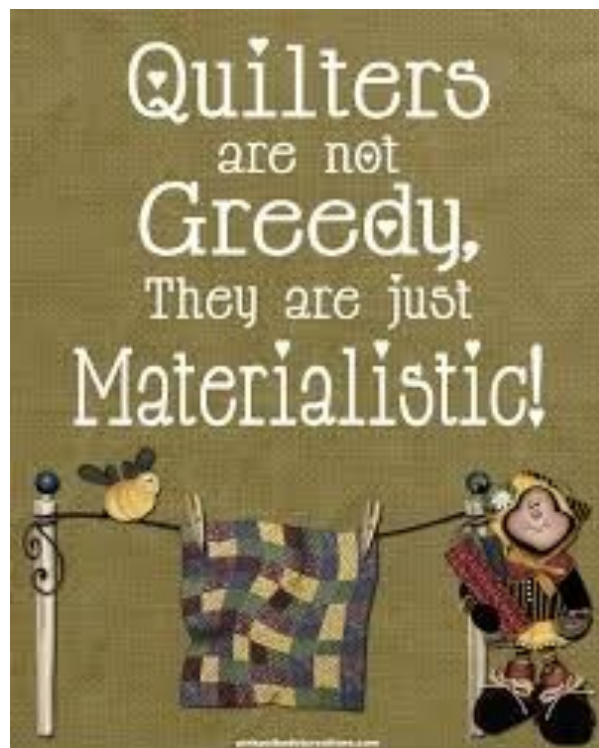
EXPORT QUALITY
HAND DYED FABRIC
150 cm (60 " wide)



Fabric
Notions
Superior Threads
Quilting Service

83 Abelia Road
Kloof
031 7641312
admin@amafu.co.za
www.amafu.co.za

OPEN MONDAY TO FRIDAY
9.00 am till 12.30
Afternoons and Saturdays by
appointment



SPOTLIGHT ON....

The Modern Quilting Movement

Begun formally in 2009, this movement has taken off. Quilters trying different things were exchanging ideas and photos of their quilts online, and wanted to meet in person. So they did and started a whole new quilting movement. It has grown so rapidly mainly because of the internet and social media, as well as because of digital cameras. It is now so much easier to photograph one's quilts and share them online: blogs, newsletters etc .

What IS it?

There is no single definition of The Modern Quilting Movement as its quilters work in different styles which reflect their interests and personalities. Broadly speaking , it is a new twist on traditional quilting. The Modern Quilting Guild is a group of quilters belonging to various guilds and who have got together because of an interest in quilts that build on traditional quilting methods but which are different. How are they different? Several basic characteristics have emerged:

- There is an emphasis on simplicity and minimalism
- White and grey are very important neutrals used
- Colours used are bold and frequently solids
- High contrast is often evident
- Design is very important and is mostly asymmetrical
- There is an increased use of negative space
- They show less repetition of motifs than traditional quilts
- Traditional blocks are reinterpreted, block arrangements modified
- Improvisational piecing is mostly used
- Quilts are more functional than decorative

They have no rules!



There are many Modern Quilting guilds now, mainly in USA but also in Britain, Australia, New Zealand, France, Canada and Holland. As yet there are no such guilds in South Africa. Every year there is now an international show and conference of Modern Quilters; the 2015 one was held in Austin , Texas in February this year. There is also a magazine called QUILTCOM Magazine.


So ...why do we need to know about this new and rapidly expanding movement? *To start with, this movement has the potential to draw into the quilting world many young people

* A huge benefit for us as KZNQG members could be to become re-inspired, to think about our preferences, even if we choose to remain traditionalists.

You can read more about this exciting movement on many websites on the internet, eg: www.themodernquiltguild.com; www.The100DaysofModernQuilting; www.QuiltCon; There are also books coming more and more frequently on this new type of quilting .

To conclude, I quote from the website of the Eugene M Q Guild:

"The concept of modern quilting is not meant to divide or segregate. It is meant to welcome new quilters, of all ages, to the world of quilting in a style that they can relate to. In many ways, modern quilting takes us back to the basics of the early quilters, when women of the day used the colours and styles of their time to express themselves creatively".




[The Improv Handbook for Modern Quilters: A Guide to Creating, Quilting, and Living Courageously Paperback - April 28, 2015](#)



Quilting Modern: Techniques and Projects for Improvisational Quilts

by **Jacquie Gering, Katie Pedersen**



OUR NEXT MEETING: KZNQG OPEN DAY PROGRAMME: 30 May 2015

VENUE: Durban Girls' High School, Glenwood ; Corner Manning (Lena Arendse Rd)/Penzance Rd

9.-12 Quilt Exhibition: ALL Quilts on display will be the creations of our very own MARLINE TURNER . There will be approximately 100 (to date she she has made more than 330)


10am and 11am Demonstrations: Hanlie Burger, Jane Renton and Linda Estment

12;00 Business matters Chairlady: Pauline Law

Speaker : Tiiu Excell:

3 "Three Historic Quilts and their Makers"

1. The "Dear Jane" quilt by Jane Stickle (her quilt and it's revival by Brenda Papadakis that inspired the Baby Janes)
2. The "Flower Basket Petit Point" quilt by Grace Snyder (a cowgirl who wanted to make beautiful quilts)
3. The "1776 Quilt" by Pam Holland (her amazing story of how this quilt came to be)



Raffle Winners

Lyn Gonzaga was the winner of GRASSROOTS BREYANI RAFFLE



Great Selection of...

- Exciting fabrics & books
- Color-coordinated gift packs
- Personalised labels

We pride ourselves on friendly and helpful service and low prices.

Cecille: 082 800 5727

Countrywide mail order service

Tel/Fax: (044) 873 2947
e-mail: quiltalk@telkomsa.net

40 Victoria Street
George 6530

www.quiltalk.co.za

**If you marry a
creative person
know that some days
you'll come home
to a spotless house**



and some days
dinner will be forgotten
the kids will be in pjs
and it will look like
you were robbed



**Find a way to
appreciate both**
because the second
will happen much more
often than the first

CraftSnark

*A quilt block a day
keeps the sad face away*

BERNINA⁺KLOOF

- ♦ *Sewing*
- ♦ *Embroidery & Overlocking machines*
- ♦ *Classes in store*
- ♦ *Workshop on premises*
- ♦ *Largest range of wool in the Highway area*



For all your Sales and Service
Serving the **HIGHWAY AREA** for 31 years



**Simunye Centre
2 Village Road
KLOOF**

**Tel: 031 764666 / 7 / 8
Fax: 086 759 0929**

E-mail: berninaptn@telkomsa.net

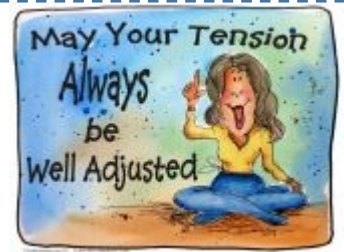
Tricks of the Trade

Tips and advice for quilters sourced by Carol Hodsdon.

Tension Troubles:

A common problem experienced by quilters is the incorrect balance of the top and bottom threads resulting in skipped stitches, loops of thread on the underside, puckering, bottom threads showing on the top and vice versa. Here are some of the ways to resolve these problems:

1. Remove the bobbin and the top thread. Raise the presser foot so that the tension discs are open and re-thread the whole machine. This generally solves the most common problems.
2. Check the tension settings for the top thread. It should be on the default setting - marked on most machines by a red line. If your thread is much thicker or thinner than usual, the tension may need to be tightened or loosened. (To Loosen or Lower the tension turn the dial to the **Left**. To **tighten** the tension turn the dial to the **right**. i.e "lefty loosey righty tighty") Left = backward, right = forward if the tension dial is on the side of your machine.
3. Check that the area around the bobbin is clean and oiled. Lint balls and dust build up faster than you think. I have a personal rule that whenever I change or fill a bobbin, the bobbin area gets dusted. It gives me something to do while the bobbin is winding!
4. Remove the bobbin and check that the thread has been wound onto the bobbin at the correct tension. It must be firm, not loose and "spongy" if you push into it. Check that the bobbin has been put into the bobbin case correctly, i.e. the thread leaves the bobbin and passes through the bobbin case tension plate in the right direction.
5. Check the bobbin thread tension. Remove the bobbin case from your machine (if your machine has a loose bobbin case). Leave the filled bobbin in the case. Pull out about 6-8 inches of thread. Hold onto the thread only and allow the bobbin case to hang vertically. It should not fall further down the thread. Jerk the thread gently. If the tension is correct the bobbin case should move down an inch or two and then stop. If the bobbin case does not move your tension is too tight and if it hits the floor your tension is too loose. Correct the tension by turning the screw on the side of the bobbin case a $\frac{1}{4}$ turn at a time, keeping a note of how many turns you have made and in which direction. You may need to reverse the procedure and will want to know what the original setting was. (Right or clockwise to tighten and left or counter clockwise to loosen) A dot on the end of the screw head made with permanent marker helps to keep track of its position.
6. Check that your top and bobbin threads are compatible. You may have a very fine thread combined with a very heavy (thick) thread. Change one to match the other.
7. Make sure that your spool of thread is placed on the correct pin. *Generally* cross wound thread should be placed horizontally and parallel wound thread should be placed vertically.



Parallel wound thread



Cross wound thread.



Threads from various manufacturers differ and it is best to check each individual spool. Click on the link below and watch the 4 minute video for a really good demonstration on how to determine which spool pin to use.

<http://www.nationalquilterscircle.com/video/sewing-machine-tips-determining-which-spool-pin-you-should-use-008254/>

Coming soon.....Why does my thread keep breaking?

Yours in stitches,

Carol

P.S. Tension can also be released with a glass of good wine.



The Festival committee thanks the quilters of KZN for the support up to Festival.... and we look forward to seeing you being Creative and full of Energy at Kearsney in July!!

We only have 7 weeks to go, so please make those last minute bookings now to avoid being disappointed. There are many courses that are almost full - so the time for action is now!

Some reminders and comments:

- Tins return. Please return your festival collection tins on **30 May**. Half full, or half empty, we appreciated all you have collected. Thank you!
- Raffle sheets return. You have done an amazing job with these
- We seem to be reaching saturation point with LLL's and 5" squares. Bring what you have, but please don't cut/make any more. Your response has been awesome – thank you!
- Manpower. This is a hole that needs plenty of filling – please volunteer and play an active role – you will enjoy expending that Energy!
- Sponsor quilt hanging. We still have many quilts that could be sponsored – involve your friends and family members. Think Creatively!
- New bookmarks will be made available at our meeting – please start considering now who you could hand these out to : WI, WA, Book club, Bridge, Bowls, tennis, library, Bible study, Church, Temple, Mosque, Doctor, Beautician... I am relying on every quilter to spread the word about Festival.
- Facebook: Please join our Facebook page to be kept up to date – this will be especially useful at Festival. Please share our posts with all your Fb friends, no matter where in the world they are!


Festively yours

Twig

Email: festival@quiltssouthafrica.co.za

Website: <http://festival.quiltssouthafrica.co.za/>

CLICK
HERE
↓



Guild News

Midlands Quilters

The scents, sounds & colours of Autumn abound in the Midlands - leaves crunching underfoot, smoky fires as firebreaks are burnt and the loamy, earthy smell of gardens as they settle in for Winter. The dogwoods, liquid ambers, oaks and planes are a riot of rich colour.

As always our spot is inspirational!

That Ugly Fabric Chairlady's Challenge, as explained in our last newsletter, is proving to be exactly that - a CHALLENGE! The Sunday Tribune Garden Show will be well worth attending just to see these results! (24 - 27 September).

In February we were entertained by the colourful and exuberant art teacher, Joy Preiss. She explained colour; tones, shades, complementing & contrasting. What a worthwhile lecture! It is so beneficial to understand how these elements combine and affect our quilts.

March saw Nicky Mommen presenting a workshop on the varied uses of freezer paper in quilting. She demonstrated an ingenious method which she has applied successfully and easily to her Dear Jane quilt, which is exceptionally painstakingly pieced! Freezer paper makes applique fun and easier too!

In April we were inspired and entertained by our lovely visitors from Kloof Village Quilters. A merry band of ladies travelled up from Kloof to share our meeting. We will attend their Guild meeting in May. As part of this coming together, a challenge was issued by Jane Zietsman, to make a $12 \frac{1}{2}$ " block, which will be exchanged with a member of the other guild. This square will ultimately be passed on further and worked on by a number of different

quilters, before being returned "home". What an interesting collaboration this will be.

The members of our Guild would love to meet and share with you! Please join us at a meeting, held every 3rd Thursday of the month, 9 for 9:30, at the Methodist Church hall in Hilton.



Quilting@Home, Ixopo

We started the year with two very enjoyable workshops. First one of our members, Denise Powell, had made a patchwork back pack for a teenage grandson....how times have changed, my son would never have wanted something like this! But what fun they were to make, using scraps and guided by Denise we produced a wonderful selection of sizes and colours.

Then we had a visit from Pauline Law which was very special as she had not been to our Guild before. She showed us her "circle" technique which was a very different concept for many of our members. Plus she had many useful tips to share as the day went by.

We are still busy on Mystery Quilts, using monthly block patterns, and only one is finished so far! Also another Friendship quilt has been started for Mabel Rea.

We hope to see many of you or at least your quilts at all the quilting activities ahead....Sisters, the Royal Show, and of course the Festival.

Clare Smith



The point is not for you to do something that's never been done before.

The point is for you to do something you've never done before.

Elizabeth Gilbert

www.upliftartisan.com

Grassroots Quilters Guild

At our February meeting we had Rosalie Dace tell us about her fascinating travels in New Zealand, Australia and America last year. So exciting that we could share her travels with her.

In March, Dawn Owen of Bernina Kloof informed us all about needles and their uses. I never knew there were so many different needles and how important it is to use the correct one, and to change them regularly. I am now changing needles very often.


In April, Ginny Koumantarakis' talk was called THE ELEMENT FIRE. This was a follow up of the Festival theme of Creative Energy and Fire is a Creative energy. It was also to honour our group quilt "Energy of Fire". She also spoke about the Olympic flame and how it relates to antiquity and the modern age. She told us that both her father-in-law and her son were torch bearers at the 2004 Athens Olympics, and that her father-in-law was also one of the 2000 torch bearers for the 1936 Olympics in Berlin. Wow, talk about a sporting family!

Well, the festival is looming and we are all very excited as it promises to be the best ever. Being halfway on the committee (because I am treasurer of KZNQG), I have seen that this is a huge undertaking. There is just so much detail to think about, but the committee ladies & gent are doing a great job and I wish them well.

At Grassroots, no more challenges for the moment. Members have all finished their quilts for festival, and are all settling down and catching their breath, and eagerly awaiting the festival.

Keep quilting.

LYN GONZAGA



VOLUNTEERS NEEDED!



BERNINA⁺ DURBAN NORTH

*Where service and after sales care
matter*



**BERNINA⁺
DURBAN NORTH**
*serving the North Durban
community since July 1984!*



Full in site technical workshop services

**We specialise in selling BERNINA
sewing, quilt, embroidery and
overlocking machines, as well as
Bernette and Nina sewing & overlock
machines not to mention Domona steam
products & BERNINA embroidery
software**

**Sewing school offers courses on various aspects of sewing
including basic dressmaking, embroidery, patchwork and
quilting**

**We support various charity's including Red
Light Ministries & Track a thon**



Visit us at Shop 5, Broadway Durban North, 4051

Phone: 0315646005/ 0315649112. email: bemina@berninadbn.co.za

made to create

BERNINA⁺



Visit our facebook page at [berninadurbannorth](https://www.facebook.com/berninadurbannorth)

QUEENSBURGH QUILTERS

As the newly elected chair lady of the QQG I would like to boast about our excitement for the festival. We have a small guild but a very energetic and effective bunch. We had a work party at my home and packed lovely goodies for the goodie bags. We have donated all sorts for the sale table and spent our last meeting discussing details of the festival. All our quilts should be in now and thank goodness Rosemary Hurter is not a last minute dot com person like I am as she put the last stitch into her quilt, washed it and then fell and broke her right thumb that needed surgery. She is learning to crochet left handed while things are healing.

We had a fabulous tour of Magda Lombard's new sewing and craft rooms and we all took a leaf out of her book on getting organized in our work rooms so that we can produce more beautiful quilts with ease.

We are super excited for the Festival and counting down the days.

LEANNE STEWART



TwigaDudu

Loom State 100% Cotton Hand Dyed in Africa's Weather Conditions

<https://twigadudu.wordpress.com>

twiga.dudu@gmail.com

Mobile 084 799 9969/ 083 379 8151

TOLLGATE QUILTERS GUILD

Well we have less than 2 months to go to the Festival. Such excitement!

I hope that you have all finished your quilts that you entered. I did - even though in my frantic rush to complete the machine quilting, I sewed right through my finger. Not fun BUT I did manage to prevent any blood from getting on my quilt. Never grabbed my finger so fast and pressed.....

At our February meeting Phil had us all wear something red - Valentines month. We all took along something we had made with hearts on it and she gave us a talk on Redwork to complete the theme. I demonstrated 3D Fun in March where everyone learnt how to make folded Hexagons from a circle of fabric and also those delightful little Yo-yo's or Suffolk Puffs. In April Phil again stepped into the breach. As usual our Show & Tell's have been very well supported and we have had beautiful quilts to admire.



Now it is time for us all to start collating the requirements for the classes we have booked on during the festival. I can't wait for the 3 July!

Happy Quilting,
Mary Chapman


The Village Quilters

Life will never be the same again. Not content with doing just 1 quilt for the festival, we are doing 4. This has put incredible pressure on us gals, but we seem to be thriving on it. However, these quilts are not going to be judged but will hang in the entrance to the hall at Kearsney. It has been fun, frustrating, even brought a few of us to tears on the odd occasion, but we hope it will all be worthwhile in the end.

As usual we have had speakers to inspire us: Phil Fisher showed us her slide show of the Birmingham Quilt Festival, Marline gave us tips on making our quilts "Festival ready", plus novel ideas for borders, and Twig gave us all the latest hype on the Festival. In between that, a few of us went up the hill to spend the morning with the Midlands Quilters who showed us some of their awesome quilts. They will be reciprocating this month. We will be exchanging blocks which we hope will be the start of some interesting "Round Robins" quilts.

Festival is just around the corner, and the excitement is growing to fever pitch. See you all there.

Bev Essers



ZNQG Guild Chairladies

Area	Guild Name	Chairlady	Telephone	Cell	Email	Monthly Meeting	Time	Venue
Amanzimtoti	Cottage Patch	Sherin Holm			cottage29@mweb.co.za	1 st Monday	9 - 12	Toti Library
Balito/Salt Rock	Sheffield Night Owls	Jeanne Miller	032 482 0190	083 255 9173	jmillerconstruct@gmail.com	1 Saturday/month		Various homes
Dundee	Love2Patch Quilters Guild	Marlie Bruyns		071 603 6083	blombruyns@yahoo.com	quarterly	2 - 4 pm	NG Moedergemeente, Dundee
Durban	KZNQG	Pauline Law	031 208 3615		paulineannelaw@gmail.com	Quarterly	9-pm	Durban Girl's High School
		Titiu Excell	031 764 1106	083 642 2006	titiuexcell@gmail.com			
Durban North	Quilters-by-the-	Sandy Wood		082 068 9459	sandywood21@gmail.com	1 st Wednesday	9:30am	North Dbn Lion's Den
Glenwood	Tollgate	Phil Fisher	031 266 6602		fisher2000@worldonline.co.za	3 rd Tuesday	7-9pm	Frere Rd Presbyterian
Hillcrest	Sew Wot	Barrie MacDonald	031 7763945	0824941359	barrielynn@telkomsa.net	last Wednesday	6pm-8.30	CottonTales shop
Hilton	Midlands	Jane Renton	033 262 1682		jane@rietvleilandscapes.co.za	3 rd Thursday	41894	Hilton Methodist Hall
Howick	Meander	Lindy Briscoe	033 330 8117		nomajuba@telkomsa.net	Last Thursday	1:45 –	At Luke's Hall Howick
Ixopo	Quilting@Home	Clare Smith	033 343 2999		awhsmith@telkomsa.net	1 st Saturday	10am -	Muldal's home
Kloof	Kloof Country	Lynn Freshwater		082 496 6860	lynn.fresh@yahoo.com	1 st Tuesday		Veteran Car Club, Village Rd
Kloof	Village Quilters	Colleen Roberts	031 767 2239	083 409 5094	colleen@robert.co.za	2 nd Monday	9:30=12	Methodist Church, Kloof
Margate	Hibiscus	Margi Anderson	039 315 1767	083 327 4881	margie@mtnloaded.co.za	4 th Tuesday		Village of Happiness, Margate
PMB	St Matthews	Marline Turner	033 396 3009		marline@iafrica.com	Last Tuesday	2:30-4pm	St Matthews Church
PMB	Truro Quilters	Asha Soni	083 391 3072	083 654 7096	Asha.soni@gmail.com	1 st Tuesday	9am	Truro Community Hall
Queensburgh	Queensburgh	Leanne Steward			gregleahome@gmail.com	1 st Monday	?	Various Homes
Richmond	Richmond Country Quilters	Lauren Walsh			mycountystudio@gmail.com	4 th Wednesday		Richmond Bowling Club
		Barrie Buttigieg		083 492 5319	buttigieg.barrie5@gmail.com			
Scottburgh	Pleasure Time	Heather Walker	039 976 0358		heathal@telkomsa.net	3 rd Wednesday	2pm	Dutch Ref Church
Underberg	Underberg Patch-	Anita Turton	033 701 1711	083 463 7729	anita.turton@telkomsa.net	4th Thursday		Underberg
Westville	Grassroots	Lyn Gonzaga	031 764 5045		lyngon@telkomsa.net	4 th Wednesday	9.30-12	Westville Library



Creative Energy

July 2015

18th South African National Quilt Festival

Venue: Kearsney College, Botha 's Hill, Durban

Dates: Classes: 3 to 7 July 2015

Exhibition: 3 to 6 July 2015

Hosted by: KwaZulu-Natal Quilters Guild

Website: festival.quiltsouthafrica.co.za

E-mail: festival@quiltsouthafrica.co.za