



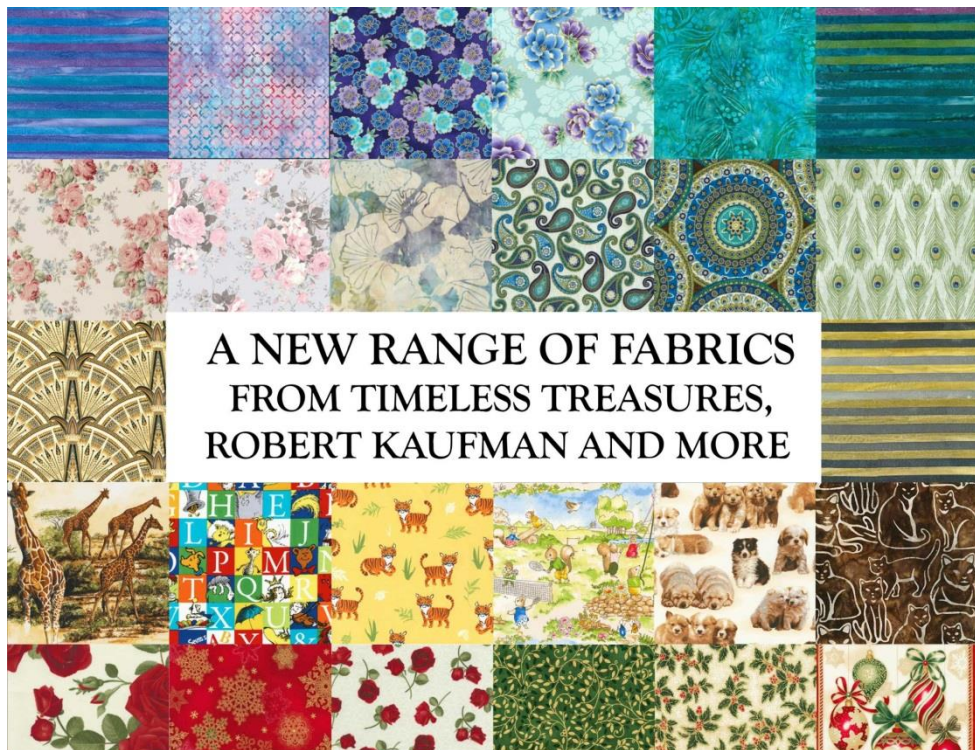
KZN QUILTERS' GUILD

<http://kznquiltersguild.co.za/>



Newsletter 113
August 2017

Celebrating Women's Day this month!



**A NEW RANGE OF FABRICS
FROM TIMELESS TREASURES,
ROBERT KAUFMAN AND MORE**

**THE BERNINA 700 (EMBROIDERY ONLY)
NOW AVAILABLE AT BERNINA ON MUSGRAVE**



**Extra-large embroidery area with
Total embroidery stitch control.**

**Pinpoint Placement for accurate
design positioning.**

**Shops 5&6, Silvervaude Centre
117 Vause Road, Musgrave
[facebook.com/BerninaOM](https://www.facebook.com/BerninaOM)**

**Tel: 031 201 2516
www.berninaonmusgrave.com
bernina@berninaonmusgrave.com**

KZN COMMITTEE



Title: CHAIRLADY
Name: **LYN GONZAGA**
Cell: 083 4637 729
Home: 031 764 5045
lyngon@telkomsa.net



Title: SAQG REP
Name: **MARLINE TURNER**
Cell: 083 327 4881
Home: 033 396 3009
marline@iafrica.com



Title: GENERAL
Name: **PAULINE LAW**
Cell: 082 806 9149
Home: 031 208 3615
paulineannelaw@gmail.com



Title: REGISTRATION
Name: **LORRETTE KERR**
Cell: 083 520 3926
Home: 031 464 2017
lolkerr@gmail.com



Title: TREASURER
Name: **MANDY KIRK**
Cell: 082 451 9773
Home: 031 262 8112
kirkdm@global.co.za



Title: QUILT DISPLAY
Name: **MAY GENE**
Home: 031 767 4438
Cell: 083 406 3342
may-gene@maygene.co.za



Title: SOCIAL MEDIA
& MARKETING
Name: **TARA HARTSLIET**
Cell: : 083 876 5499
tarahartsliet@gmail.com



Title: NEWSLETTER
Name: **JUDY ZINGEL**
Cell: 083 783 1073
Home: 031 267 1073
zingelj1@yebo.co.za



Title: SALES TABLE
Name: **LIZ REED**
Cell: 072 187 7578
Home: 031 716 8507
thereeds@ledom.co.za



Title: GENERAL
Name: **ANNETTE LEE**
Cell: 082 213 8955
Home: 031 201 7506
annette@hackey.co.za



Title: RETAILERS
Name: **SUE CAMERON**
Home: 031 783 4194
Cell: 082 854 988
ashsue@iafrica.com



Title: SOCIAL MEDIA
Name: **DEBBIE BECKER**
Work: 031 5649112/5646005
Cell: 083 272 4022
beckerdebbie38@gmail.com

FROM THE HOT SEAT

Well, the festival has come and gone, done and dusted. I am sure the PE ladies are breathing a sigh of relief. It's very stressful running a festival, but I can tell you, the PE ladies did an outstanding job. Everything went like clockwork.

All the ladies were friendly and helpful, the venue was brilliant, the retailers were amazing, the classes were fantastic and of course, let's not forget the Cairo tentmakers. Their work is outstanding.

Although there is no longer a great need for their work – on the inside of the huge nomadic tents – they are having a wonderful revival and seem to be travelling the world, showing off their craft. Well done to them.

This month we are going to be

showing you pictures of the quilts which were on display at the festival, and talking about the festival.

I am sure you will enjoy seeing all the beautiful quilts, as well as pictures of the 6foot tall aloe made from shwe-schwe.

The quilt seen bottom left is one I made in a class with Phil Fisher. It's called Hidden Wells.

Keep the quilting flag flying
LYN GONZAGA



QUIRKY
quilter

Let me quilt your quilts
for you...



TWIG 083 449 1800
twigg@telkomsa.net





MARLENE TURNER – KZNQG Representative to SAQG

EXTRACTS FROM SAQG CHAIRLADY'S REPORT

Since our last Biennial General Meeting in 2015, SAQG has again been very busy:

***Courses**

The Guild Judging Accreditation Course ended in late 2015. Six of the original 16 candidates graduated. Early this year, those 6 Regional Judges were given the opportunity to become National Quilt Judges by writing two papers, which the tutors would supervise. Five of the 6 judges accepted this offer and are busy with their papers.

It has been decided that we now have enough National Judges for the country as a whole and in each area. We propose to offer another Guild Judging Course again only when the need for more National Judges becomes apparent.

The Quilt Teachers Accreditation Course was again offered, from January 2016 until January 2017, under the skilful leadership of Jenny Hermans. There were 57 candidates whose work passed the initial skills assessment and were accepted to the course. Twenty-two candidates graduated successfully. We will again offer another Quilt Teachers Accreditation Course in 2018.

SAQG owes a great debt to those who have been prepared to act as tutors on these courses. Although they are paid quite meagrely, they give their time and expertise constantly and generously. Many hours are spent updating the course manual, creating assignments, marking assignments and dealing with questions. We thank them for their contribution in helping to create the teachers and judges that lift our standards as a quilting nation.

*One question that comes up regularly is

“Why do we have to pay R10 per person? What does the SAQG do for us?” My answer is:

“The SAQG was set up to undertake tasks on behalf of all the quilters of South Africa, tasks that individual guilds would find difficult to do. These include:

- Over-seeing the Quilt Festival so that there is continuity, clarity of rules and fairness.
- Establishing rules, criteria and categories for the quilt competition during a Quilt Festival.
- Training quilt judges who are knowledgeable, fair and compassionate.
- Establishing a course of Quilt Teacher Accreditation, available to anyone in Southern Africa who qualifies.
- Collecting and distributing news about South African quilters in the national or international arena.
- Being a channel of news, through the SAQG website, for all our quilters. Also, being a central port of information for those outside South Africa.

- Fostering tomorrow's quilters through the organization and sponsorship of the Youth Block Challenge.
- Highlighting the Outreach efforts of quilt groups and quilt guilds. A repository of quilt history in South Africa, including photographs and details of antique quilts. Honouring one of our quilters every Festival year, through the Pro Dedicate award.

Bringing quilts to the attention of the general public through our Travelling Exhibition program. "The SAQG endeavours to create a space in which all Southern African quilters can grow and we welcome the past involvement of your guild in our efforts. However, you are under no obligation. Perhaps, to paraphrase a famous statement, instead of asking what SAQG does for your members, you could rather ask your members whether they want to be associated with our goals."

Teachers

Accredited Teachers are those who have successfully completed the Quilt Teacher Accreditation Course, but we also must honour quilters who were granted this status from SAQG at earlier dates. These names have been added to the list of Accredited Teachers.

There are also a number of teachers who the SAQG Committee felt were worthy of Recognition for their many years of quilting experience and their general expertise as quilt teachers.

We therefore asked experienced teachers to please apply to the accreditation Committee for this status. In all, 29 were granted Recommended status and 2 were deemed to not have enough experience yet. Applications for Recommended status are now closed.

At present we have 108 Accredited Quilt Teachers and 29 Recommended Quilt Teachers. SAQG would like to remind all quilting teacher that Accredited or Recommended status is not required for you to teach quilting. It is only required for those wanting to teach at a National Quilt Festival.

Constitution

At the 2015 Committee meeting in Natal, it was decided that we must update our Constitution to come in line with modern practice. The Committee agreed upon changes that it would like and Marilyn Pretorius and myself worked on this, presenting the proposed new Constitution at our 2016 Committee meeting in Cape Town, where it was approved. We now ask the members at the BGM 2017 to approve these changes and adopt the revised Constitution.

In Conclusion

I would like to thank all the SAQG Committee members for all the time that they put into their portfolios. Their commitment and efforts are what really drives SAQG. They are also our valuable link to the major Guilds and our conscience, too.

I also would like to thank Jenny Hermans for her willingness to take over the reins of SAQG. She has acted as Vice-President for the past year, giving me her solid and compassionate opinion.

I feel that SAQG is in very hands for the future with Jenny.

Yours in quilting

Sue Prins

SAQG President 2015 - 2017



SIYADALA – LOOKING BACK

Quilts at the 2017 SIYADALA FESTIVAL

The festival this year in PE was stunning!

The standard of the quilts was very high, as acknowledged by the judges and the visitors (and maybe even by the entrants).

The weather was not ideal the whole time in that it was initially VERY cold, then from Thursday to Sunday it was very hot!!

Those of us there for the last few days wore the same clothes repeatedly as it was 30 and 31 degrees which was most unexpected

The vendors as usual had some lovely, irresistible goods for sale, not least the Da GAMA stall which was selling all colours of Shwe Shwe pieces at R10 per piece.



The evening entertainment was by all accounts great, especially the challenge, which required groups to make a quilt in a given short time. Much fun and hilarity was had by all participants. The organisation of the whole festival was excellent. Things ran smoothly in virtually every sphere.



Marlene Turner – 1st Place



Rose Stanley – 3rd Place

The tent makers of CAIRO were MOST interesting and their work was simply beautiful
Their courses were enjoyed by all from all accounts!

Siyadala continued STATS AND LOCAL WINNERS

From Mandy Kirk

There were 16 categories of quilts, with 209 quilts in total on show. Of these, 34 were from KZN.

The smallest number of quilts in any category was 3 quilts (bed quilts applied masters) while the largest category had 62 quilts (Open).

70 prizes were awarded, of which KZN won 9 prizes:

- Marlene Turner x 2
- Rose Stanley
- Sue Cameron x 2
- Village Quilters Guild
- Grassroots Quilters Guild
- Jane Renton

(Apologies if I have left anyone out)

We are very proud of our contributors
and our winners.


Check www.facebook.com/Siyadala/ to see the
prize winners!

Of the Youth Block Challenge, 26 blocks entered,
of which 8 were from KZN.

The main speaker at our open day on 24th August
will be speaking on the Festival and showing on
screen the lovely quilt entries.



Please come see them, as well as see the actual quilt entries
made by the quilters.



16 SEPTEMBER 2017

QUILT ACADEMY

Bookings on: <https://bookwhen.com/quilt-academy>

If you have ever thought that curved lines are difficult, you really need to join us in this class:

“Melon Patch with Mary”

Mary Chapman is a well-known local quilting teacher who is renowned for her ability to find an easier way to do things – and this technique is no exception...

Learn how to piece this traditional block to create a gently curved quilt.

Bring a friend and come and join the fun!

Requirements and Banking details on the booking site.



R130 per person
Easy online
Booking

Queries?

annette@hackey.co.za
twigg@telkomsa.net

Dates for 2017:
16 September
18 November

Time: 9 – 3

VENUE:

Hillcrest Holy Trinity
Anglican Church

Corner: Elangeni and
Nqutu Road, Hillcrest

(near Post Office)

KZNQG NEXT OPEN DAY PROGRAMME

VENUE Kloof Anglican Church
DATE Saturday 24 August
TIME 9 - 1.30pm

9am - 12pm **Quilt Display**

Quilts from ... Midlands Guild, Royal Show and National festival

9-12 **Demonstrations**
Carol Hodsdon
Pauline Law
J Jane Renton

Bindings and quilt edges
Quilting your Knitted Blankies
Cutting and Sewing Circles

12noon **Business of the Meeting**

12.20/30 **SPEAKER**
*JANE ZIETSMAN will speak + show pictures of the quilts
at the **PE FESTIVAL**.
She will highlight the winners' quilts

Please bring scrap strips of material for us to use at HOBBY-X, where we will be making a strip quilt



Nicky Hunter-Smith, speaker at our last meeting, in May, in front of one of her quilts

Extract from Letter from USA from Vereker Munro.....

Hi Dear family and friends.

Well all went well with our flight, we flew Dakar airlines and due to all the controls we had an extended flight that took us via Russia and Iceland and Canada before landing at JFK.

We spent the rest weekend trying to unwind and having fun with family. They all left for a beach house on Sunday. Monday morning we hit the road running and Tony very kindly took us to apply for our social security numbers and then on to find out what was needed to obtain drivers licences. WE also went and sorted out our phones ,

Scott had given Tony authority to put us on his contract. The guy at the cell phone was an ex Cape town guy and was so thrilled to hear our accent. From then on we had to slow down till the cards came as we could do nothing without the numbers so we continued to spend a little time with the visiting family. Once the cards came it all systems go again. They arrived in the post in three days. We love good old SA and we will miss you all and lots about SA and we are trying very hard NOT to keep saying back home as this is now home. But gee are we fast starting to appreciate life here. Everyone here goes out of their way to help and can't do enough to find out what you need to know or where you want to go. It is such a pleasure being treated as a human and not a (sorry can't find the word). We are fast beginning to use US terminology but then Scot has educated us over the years. So far even with the catch two situations we have obtained the following.

Social security cards. Opened a bank account and got money from Isle of Man sent over. Brian got his learners and drivers, I just got a learners We have bought a white Chevrolet Trax (much like Brian's Ford Eco sport). Getting used to a lot of things being different. We have also done lots and lots of house hunting. That to is very different to SA. We have realised, which we already knew ... St Augustine is way out of our price range. We don't want a huge home and a huge garden or to pay for a development where we are paying each month for someone to play golf. We have spread out search and decided on a area about 20mins drive called Palm Coast. Near to shops and lots of wonderful walk and cycle tracks. Second hand bike on the shopping list maybe we should have thought of one before selling ours.

The thing that has taken us the most time to get used to is how flat it is, no views, how neat and clean all the areas are. No fences along the front boundary some have side fences cause of pool and no dogs running around. But we have seen a little wild pig, a rabbit and a little kind of armadillo and lots of birds in the area. So after viewing about 15 places, we know we will not get all we want Narrowed it down to three and have made an offer on one.

It has been repainted in and out has all electrical appliances glass top stove, microwave, double door fridge freeze, washer, dryer and a dishwasher, Has central aircon and an alarm system, but no one seems to use them. Lots of little things that will need doing But we can then arrange to get the furniture sent and start work.

Tony and Florence go to a wonderful church and have a small group at their home on Wednesdays and we have found everyone very pleasant. Of course they all seem to have a lot more money than us but no one seems to hold that against you. They just treat you for who you are. Once we move will have to do sometimes about looking for another church or doing a 20min drive....

Still lots of steps to take such as finding medical etc. Love you all, thanks again for all the love friendship and prayers. **God bless**
Brian and Vereker



Verekers Farewell

THE FABRIC STASH



I HAVE A LITTLE PROBLEM,
IT'S CALLED A FABRIC STASH
MY HUSBAND DOESN'T KNOW IT
BUT IT COST A LOT OF CASH

IT STARTED OUT AS REMNANT PIECES, I BOUGHT FROM A SHOP
BUT THEN BECAME ADDICTIVE, AND I REALLY COULDN'T STOP

FAT EIGHTHS BECAME FAT QUARTERS, TWO METRES BECAME THREE
AND WHEN I PURCHASED A WHOLE BOLT, I SOUGHT PSYCHIATRY

I COULDN'T PASS A PATCHWORK PLACE, I HAD TO GO AND SEE
IF THERE WERE ANY MATCHING PIECES INSIDE THE SHOP FOR ME

SO HUBBY STARTS TO REALISE, ONE CUPBOARD BECOMES TWO
HE'LL BAN ME FROM THE FABRIC STORES, TO KEEP OUR MARRIAGE TRUE

So I SIT AT MY COMPUTER, WHILE I'M BANISHED TO THE HOUSE
BUT HE'LL HAVE TO HIDE THE VISA, 'CAUSE I CAN CLICK THE MOUSE

THERE ISN'T ANY MORAL, TO THIS TALE OF WOE
CHILDREN GROW AND LEAVE YOU, AND HUSBANDS COME AND GO

ENJOY YOUR FABRIC FRENZY, IT ISN'T ANY ~IN
REMEMBER THE OLD SAYING, "SHE WHO DIES WITH
THE MOST FABRIC ■■■■■■WINS"

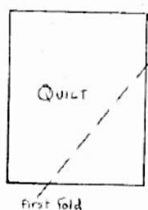
Tricks of the Trade

Tips and advice for quilters sourced by Carol Hodsdon.

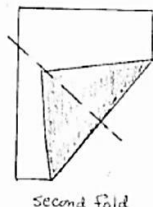
Storing your Stash Hotbed of Quilts!

Firstly, some quilting trivia! Did you know that there a collective noun for 'quilts'? According to Webster's the correct term for more than one quilt is a "hotbed of quilts"!

So what do we do with the ones that are not in use? We fold them and pack them away. Eventually we pull one out only to find that it is full of awful creases that are difficult to flatten. Recently I came across an article by American quilt artist, Anne Fahl, on how to fold quilts correctly. Apparently quilts folded on their bias do not crease as badly as those folded the conventional way. Below is an extract from her blog:

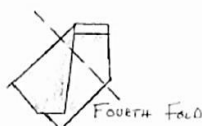


Lay your quilt on a table, bed or on the floor. Fold one corner across the quilt on the bias.

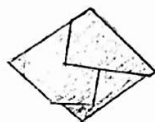


Fold up the next corner, the same way.

Fold the third corner, the same way.

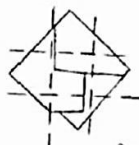


Then fold the last corner as shown.

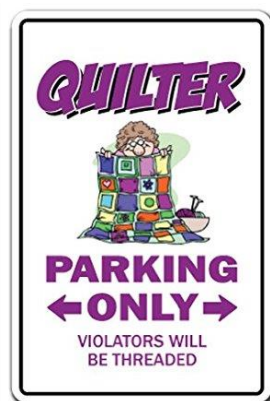


FOLDED "PACKAGE"

The finished package should look something like this.



ADDITIONAL FOLDS
IF NECESSARY



If the package still needs to be made smaller, fold again much the same way. Or open it up and refold. When you open up the quilt after it has been folded like this, the folds will soften and disappear in a very short time. Why? Because every fold that has been made is a soft one, the fibres aren't folded or crimped on top of each other - always at an angle.

All quilts should be folded on the bias, or rolled to prevent permanent creasing. I heartily recommend this method. When sending to a show, it will arrive without the big crease in the middle, it will look much better. The same goes for antique quilts, it may be too late to "save" some of them from heavy creasing because the damage has already been done.

In general even old quilts will be happier folded this way. Practice this a couple of times and you'll figure out how to do this. Even blankets and bedspreads can be folded and stored this way too. Go to your closet and find something to fold! You will be impressed.'

It is also a good idea to interleave the folds with muslin, old sheets or crumpled acid free paper. (Normal paper contains acids which can break down the fibres in the fabric).

Another storage method is rolling your quilts. In this case a central tube of sorts will prevent tight creases forming. A rolled up blanket, pool noodle or cardboard tube will suffice.

Finally, one of the best places to store your quilts is in an unused bedroom – on the bed!

Simply lie them flat in a stack on top of one another. They remain crease free and it is easier to locate a quilt when needed. Rotate the quilts every few months to air them. Keep the room as dark as possible or lay the quilts face down. A proper **Hotbed** of quilts!



FOR SALE (owner emigrating)

QUILTING TABLE – Contact Val for price

Dimensions 900cm - Each folding panel 80 x 100cm * Centre section 50 x 100
Centre section has 6 drawers on one end, other has 3 shelves with a door.
Table and supports are on wheels.



SEWING MACHINE BAG ON TROLLEY

Cost R1500 - Selling price only R650!!

Contact Val

041 764 1318 / 073 438 6250



MEANDER RAFFLE QUILT

QUILTERS' CALENDER

AUGUST 26

KZNQG Open Day; Kloof St Agnes

SEPTEMBER 16

Quilt Academy
(No Izotcha this year)

SEPTEMBER 22 - 25

Natal Witness garden show, Pietermaritzburg:
Midlands Guild quilt display

OCTOBER 6 - 8

OCTOBER 28

Hobby X: Durban Exhibition Centre
KZNQG Open Day
St Agnes Church

Welcoming the following new members!

- Christelle Jansen van Vuuren
- Elsje Pretorius
- Marilyn (Lyn) Koekemore
- Lesley Cuff
- S. Johnson
- Sheila Moodley



HOBBY-X

KZNQG will be present at the Durban Exhibition Centre on 6-8 August. We will be raffling a quilt, selling some small quilted items and making a strip quilt for the duration of the show, as well as displaying many lovely quilts.

The stand will be manned (woman-ed) by KZNQG members.

Some quilts will be on sale as well. Please come visit us at the stand.

Seen at Festival

SOUTH AFRICAN BEAUTIES



GUILD NEWS

PLEASURETIME *Quilters Guild*

This photograph depicts Carol Millar from Alexandra Park Homes for the Aged, Scottburgh, receiving 50 placemats at our meeting last Thursday which were made for the dining room at the Home by the members of **Pleasuretime Quilters Guild**.


Carol visits the home on a weekly basis as a volunteer and assisting entertaining, shopping and generally providing good cheer.



This lovely quilt was put together by the Hillfillies group of the Pleasuretime Quilters Guild in Scottburgh.

The individual squares were made by the guild members. Each of us was given a fairly small piece of the same blue and green fabric to include in whatever way we wished in our square so there is a common thread running through the quilt. We will now be raffling the finished product for the guild and its various charity projects.

Hibiscus Quilters Guild



We had a visit from Sue Cameron in May.

Sue brought a huge selection of her quilts to show us and we were all wondering how she managed to produce all of the quilts with 5 children to look after! The star of the show was her award winning quilt – I call it the tree quilt – absolutely incredible! Sue showed us the back of the quilt and gave us some very useful advice – instead of a plain backing, include a design of some sort to give it some interest – Flying Geese or a block design. One of our ladies has made a quilt since then and has done exactly that and it makes a big difference. Sue very kindly stepped in for May-Genie who was our scheduled speaker. Our Strip of the Month is going well – Ann is keeping us on our toes with new designs. Time to get out of the comfort zone and to start getting some new, bold colours into the mix.

Our community projects are in full swing – knitted foot rest covers for wheelchairs for frail care patients, chronic medication bags for Hospice – a long term project for all organisations in our area. Hospice needs 10 000 of these bags for their patients. We are starting a new venture – making cushion covers and blanket tops for Harmony Hill, a rescue centre and pet hotel organisation. The blankets and covers are being sold to make money for dog and cat food. The only instructions – make sure the seams are straight and have fun. Can't be too difficult!

Our show and tell boards are always full – our members are inspiring us with their creations. Happily, we have had 6 new members join us over the last 3 months. In early July we had a Round Robin where 4 of our ladies gave us a demonstration of their skills. Sylvia Blore showed us how to free motion quilt on her machine with a set of rulers. A special foot is required to be able to use the templates/rulers. It was fascinating and Sylvia made it look so easy! We are all saving up for the foot! Lucille Latham introduced us to the wonderful world of hexagons. We were amazed at all the boxes of ready-made hexies just waiting to be made into quilts. Avril Musgrave showed us hand applique and how it was so easy to assemble a design. Dorothy Maes showed us a beautiful baby blanket she had made using shadow quilting and then showed us how the technique could be used for other projects. Everyone learned something and we hope that they will use their new-found knowledge to try something new.

At our most recent meeting Cynthia White showed us Triangle Gems – credit to Martha Thompson. Several different blocks are made up using triangles and these can be used in various ways – as a block, a pinwheel or a spinner. Another variation was used to make a stunning border.

Happy Quilting and please visit us.....
Margie Anderson

**I CAN'T GET
OUT OF THE
SEWING ROOM
THE FABRIC HAS
ACCEPTED ME AS
ONE OF THEIR OWN
AND IF I LEAVE NOW I
MIGHT LOSE THEIR TRUST**

VILLAGE QUILTERS OF KLOOF

The last few months proved to be an extremely trying and busy time at 6 Montgomery Drive which resulted in great excitement as we managed in PE to obtain a 2nd in the Group Quilt category for "That Blooming Mosaic".

Trying a new technique with unexplored materials gave many of us headaches but we have learnt so much and just maybe this can be called "the coming of the new Gaudis"!!



"Ocean Waves". In May Tiiu Excel talked to us about Hawaiian Quilting. She had just returned from a wonderful cruise from the USA to Hawaii during which time she took classes on both outward and homeward journeys.

What a privileged treat she had.

As usual she kept us enthralled, so bump up your bucket list girls and move Hawaii to the top(especially including a quilting cruise!)

In June we were extremely privileged to have another member of ours, Niri Moodley, give us a fascinating and very thorough talk on Indian handwork. She was so thorough with computer visuals and her own saris to match.



PHOTO OF TIU AND NIRI IN THEIR SARIS

Here is a tiny taste of Niri's talk -

Zardosi. Embroidery using a coiled metal that is anchored with tiny stitches.

Chickankari is from Luknow. It is called shadow work because the embroidery is done on the back of sheer fabric.

Bandhani from Rajasthan. Dyeing of very tiny areas of fabric. This is achieved by winding thread on fabric or winding thread around tiny pebbles or dried chickpeas.

Kantha work from Bengal. Straight running stitches are used to form designs.

Did you know that a Sari is 5 and a half meters long?

By draping Tiiu, Niri showed us how to wear a sari and Tiiu it suited you!

Anyway it was a fantastic talk from a lady who is qualified to say that

“Colour enhances your wellbeing.”

With so many people away on holiday and at the PE festival our **July meeting took on a new** format. Firstly we had a celebration – it was Margaret Jones’ 80th birthday – we are so privileged to have her in our guild.

Roll on your 90th Margaret. Marge Gatter gave us a detailed demonstration on fabric weaving – she used this amazing technique in the Grassroots group quilt. Those who had returned early from PE gave us a quick insight into the week of festivities. Thanks to the Port Elizabeth quilters who put on a festival successful in every regard – the tentmakers, the classes, the functions, the shops, of course the exhibition and most especially the camaraderie.

It's a Debbie Thing!
Bespoke patchwork templates

Five Patch 12" square
Drunkard Curves
Four Patch 6" or 12" square
Nine Patch 12" square
Clam Shells

Get your set of bespoke patchwork templates today!

SAVE TIME, GET SEWING FAST
STITCH GEOMETRIC SHAPES ACCURATELY
MAKES PATCHWORK EASY

STITCH AROUND CURVES ACCURATELY
NO MORE DRAFTING
RE-USABLE AND ECO FRIENDLY

www.facebook.com
beckerdebbie38@gmail.com
 www.pinterest.com

Midlands Guild, Hilton


Since the last newsletter we have had a busy quarter. In May Wendy McCloud entertained us with the making of **Suffolk Puffs** and a fun filled morning was had by all as usual. In June, Moira had us enthralled by her lecture on **Friendship quilts** and as always brought her amazing quilts to share with us.

Our July meeting was hilarious as we had feedback from the Port Elizabeth Festival which was by all accounts a very well-run festival with some hilarious moments in the evening. Our very own Jane Renton was involved.

By all accounts everyone who attended classes learnt a lot and if the examples of what they made is anything to go by, we are all going to be amazed by the work these ladies will be producing in the future. Congratulations must go both to Marline Turner and Jane Renton who both received awards. Well done ladies.

Last but not least, by the time you receive this newsletter all the challenge quilts will have been completed for the Garden Show in September. It is always exciting to see what the members have produced for the show. To all the KZNQ members, the garden show runs for 4 days this year and we would love to see lots and lots of quilters visit our stand. Please diarise the dates: 22nd – 25th September.

Happy Quilting
Jill Krog



Made by members at Festival

Tollgate Quilters Guild

The year is rushing by – I cannot believe it is now time for the August meeting and newsletter.

Since you last heard from us we have have had wonderfully inspiring speakers at our meetings. In May Beth ran a Teesha Moore workshop at the meeting. Unfortunately I missed this as I was laid low with flu but I saw some results the next meeting and they were lovely. In June Twig spoke to us on the "Responsibilities of a Quilter". In her usually entertaining way she showed us many of the areas we need to be responsible and also showed us her lovely quilts. Sue Cameron brought all her beautiful and inspiring quilts to the July meeting and our members were blown away by her prolific work and the sheer beauty of them. May-Gene also came down and brought her gorgeous Kaffe Fasset fabrics for us to buy.

One of our members, Belinda, has been involved in a group making Fidget Blankets for Alzheimers patients. We have been taking in all sorts of notions from fake fur to zips, buttons and anything you can think of that will be a tactile experience for these folk. We have seen their lovely work and applaud them for their caring. Well done Belinda.

That is all from this quilter for now – I am actually late with sending this off. Next newsletter will be from someone else as my term is up as Chairlady.

Happy Quilting,

Mary Chapman



Kloof Country Quilters Guild



Fifteen of our members took up Twig's chairlady's challenge and made beautiful flower applique quilts. Marline judged the challenge and then all were entered on the Royal Show. We are so proud that 4 of our members won prizes: Cynthia Rolando, Judy Gilford, Kogie Naidu and Doreen Hood.

Marline returned the quilts to us at our June meeting. She gave us such valuable feedback and wonderful quilting tips. We also said goodbye to Vereker – a founding member of our guild – with a wonderful high tea. We will miss Vereker's sage advice and ever readiness to help.

We celebrated 'Winter Warmth' at our July meeting. Members were encouraged to knit, sew, crochet scarves for the 67 Blankets for Nelson Mandela Day secret scarf campaign. Wow! So many scarves and blankets were donated. Sue Eslick from 67 Blankets told us all about the campaign and their work at teaching children and adults to knit and crochet. Packets of donated soup powder were donated to Hillcrest Aids Hospice. The Issy Geshen Home Lamontville's choir of elderly residents entertained us with song.

Seventeen members took up the page 21 magazine chairlady's challenge and produced some wonderful articles: cushion covers, placemats, quilts and wallhangings which were displayed at our August meeting!! Wendy McCloed will judge this challenge. Twig entertained us with her talk: Responsibility of the Quilter and certainly gave us food for thought.

We have been in our new venue for 7 months now and really enjoy the space, light and safety there.

In stitches, Felicity Crouch



GRASSROOTS QUILTERS GUILD

Ginny Koumantarakis did a PowerPoint presentation and spoke to us about her trip to Turkey. What a fascinating country, so full of ancient history. Incredible to think that so many buildings were erected so many thousands of years ago, without all the modern technology we have today.

How did they do it?

We had Taz Khan from Bernina Musgrave show us some new gadgets. I am a gadget person, and I know that you can never have too many gadgets. JULY, our first BUDDY GROUP ladies did their first stint this month in the driving seat.

CLARE SMITH from Pietermaritzburg spoke about “**A quilter’s journey and falling down rabbit holes**”. She spoke about her quilting journey and then did a “show and tell” about her more recent adventures with felting, dyeing, spinning, knit-ting and weaving. Included were lots of examples of her work, touching on the techniques and some of the equipment she uses.

We are ecstatic with the news that our group quilt won 3rd prize at the PE Festival. What an honour, and all of our members who participated can be justifiably proud of how it turned out. Thanks to Ginny, Zubi, Marline, and Margi who steered this project.

We are busy with a challenge which Marline Turner has given us, called the “3 packet challenge”. We all had to take a slip of paper out of three packets, one with a number, one with a shape and one with a colour. So, if you got the number 27, the colour pink, and the shape of a heart, then you have to make a quilt with 27 pink hearts.

LYN GONZAGA



Sheffield Nite Owls in Ballito

Sheffield Nite Owls have had some interesting meetings this year.

We undertook a block challenge which is still underway under the guidance of Sue Freckleton and she has promised to join the finished blocks so we are looking forward to that in the coming months.

We found ourselves in our local paper, North Coast Courier, after handing over the 23 quilts to the Methodist church for the orphanage in Mandeni.

A worthwhile effort which hopefully gave the recipients some pleasure.



In March Marline Turner came to Ballito (she is almost an honorary member and gave us a Back to Basic class, which, when finished, gave us each a small nine patch quilt. Even one of our most experienced quilters, Shirley Goodall, said she had learnt something new. Thank you Marline!



In April we had a Free motion Quilting 'in house' workshop. Our ladies have had various levels of exposure to FMQ and I think all came to the realisation that it is not a 'thing of terror' after all and any one can do it. Just practice for ever. Alice Massey has since confessed to a new addiction.

Our May meeting will be dedicated to working on our charity (friendship?) quilts. We are expecting a representative from Rotary to join us and we will hand over our beautiful Positive and Negative Hawaiian quilt which they are going to raffle.

We had a very enjoyable class with Sue Cameron, who introduced us to the joys of Trapunto, and as always happens, some of us are hooked on the technique! We said a sad goodbye to Roz Burgess, our founder member, who packed up house, dogs, cats, quilts and fabric stash, and moved to Montague, Cape.

We hope she will be very happy there. However we were glad to welcome a new member, Rosa Fourie, who has come to Ballito from Gauteng. Good move Rosa!!!

And so we look back to a satisfying and enjoyable few months of quilting and friendship and look forward to more of the same and lots of learning!!!


Fiona Walker

QUILTING@HOME - IXOPO

The members of this small quilting group in Ixopo sent through a wonderful number of entries to the Royal Show this year, mainly due to the arm twisting and organising done by Mabel Rea!

There were several awards and constructive comments from the judge, particularly in regard to the bindings, so a good lesson was learnt there!

The meetings continue to be well attended and very busy due to the hard work of Denise Muldal, who finds new techniques and ideas every month



KZNQG - GUILD DATABASE 2017

KZNQG - GUILD DATABASE 2017					amended August 2017			
Area	Guild Name	Contact	Telephone	Cell	Email	Monthly Meeting Date	Time	Venue
Ananzimtoti	Cottage Patch	Janet Jackman		072-6105702	janetrosalind50@gmail.com	1 st Monday	9 - 12	Toti Library
Ballito/Salt r	Sheffield Night Owls	Fiona Walker	032-9460874	083-3117330	fifrog@telkomsa.net	2nd Saturday	9am	Alice Massie
Durban North	Quilters-by-the-Sea	Katinka van Aade		082-4883638	mammagryskat@gmail.com	1 st Wednesday	9:30am	North Dbn Lion's Den
Glenwood	Tollgate	Mary Chapman	031-762 2508	083-6098210	marystan@telkomsa.net	3 rd Tuesday	7-9pm	Glenwood Comm.church
Hillcrest	Sew Wot	Jenni Scott	031-776 4061	084-5128148	jenniscott167@gmail.com			
Hilton	Midlands	Moiria Ryder	033-239 5690	082-6868939	brianrowlands@ananzi.co.za	3 rd Thursday		Hilton Methodist
Howick	Meander	Heidi Snyman	033-8451453	082-7793573	heidil3573@vodamail.co.za	Last Thursday	1.45-4	Lukes Hall howick
Ixopo	Quilting@Home	Clare Smith	033-343 2999		awhsmith@telkomsa.net	1 st Saturday	10-3	Denise Muldal's
Kloof	Kloof Country	Felicity Crouch	031-7674695	084-6084432	dacabs@telkomsa.net	1 st Tuesday	9.30 - 12	Sarepta church
Kloof	Village Quilters	Sue Camerson	031-7834194	082-98519883	ashsue@iafrica.com	2 nd Monday	9.30 -12	Methodist Church, Kloof
Margate	Hibiscus	Margi Anderson	039-315 1767	083-4095094	margi@mtloaded.co.za	4 th Tuesday		village happiness
PMPMB	Truro Quilters	Asha Soni	033-391 3072		Asha.soni@gmail.com	1 st Tuesday	9am	Truro Community Hall
PMPMB	Hayfields quilters	Marline Turner	033-396 3009		marline@iafrica.com	Last Tuesday	2 - 4	NG Kerk,dryden rd
Queensburgh	Queensburgh Quilters	Kerenza Richter	031-4641857	083-7890527	kerezabrent@gmail.com	1 st Monday		Various Homes
Richmond	Richmond Country Quilters	Lauren Walsh		083-7991853	mycountrystudio@gmail.com	4 th Wednesday	2-4pm	Richmond Bowling Club
Scottburgh	Pleasure Time	Jenny Evans	039-9761012	082-5862044	jenny@scottnet.co.za	3rd thurs.	2pm	Dutch reform church
Underberg	Underberg Patchwork Guild	rosemary storm	0	071-5088292	ro@stormco.co.za	4th tuesday		home cathy knox
Westville	Grassroots	lyn gonzaga	031-7645045	083-4637729	lyngon@telkomsa.net	4th Wed.	9 - 12	Westville Library
Zululand	Zululand Quilters guild Richards bay	Elsje Pretorius	035-7892535	082-9535642	elsjecn@hotmail.com	4th Sat	10-1pm	Elsje home

Cover quilt done by Jane Renton, based on a painting by Pierneef